



2010

How it all began...

1952 - Vic Irvan and His First Race Car



Racing & Metal Fabrication Equipment

[www.IrvanSmith.com](http://www.IrvanSmith.com)

VOLUME 26

## Dome Head Rivets

**Aluminum Rivet with Aluminum Mandrel**  
(All Quantities Approx.)



### 3/16 Large Flange

Part No.	Size	Quantity	Price
ABA64L	3/16 x 1/4 Grip	250	\$14.75
		500	\$29.00
		1000	\$52.50
		Case 3000	\$119.00
ABA66L	3/16 x 3/8 Grip	250	\$14.75
		500	\$29.00
		1000	\$52.50
		Case 2500	\$105.00
ABA68L	3/16 x 1/2 Grip	250	\$16.75
		500	\$31.50
		1000	\$57.75
		Case 2000	\$81.50



### 3/16 Small Flange

Part No.	Size	Quantity	Price
ABA64	3/16 x 1/4 Grip	250	\$9.00
		500	\$16.75
		1000	\$31.50
		Case 5000	\$103.50
ABA66	3/16 x 3/8 Grip	250	\$9.50
		500	\$17.75
		1000	\$33.50
		Case 4500	\$106.50
ABA68	3/16 x 1/2 Grip	250	\$10.50
		500	\$19.00
		1000	\$36.75
		Case 4000	\$127.00



### 1/8 Large Flange

Part No.	Size	Quantity	Price
ABA44L	1/8 x 1/4 Grip	250	\$9.50
		500	\$15.75
		1000	\$26.25
		Case 8000	\$195.00



### 1/8 Small Flange

Part No.	Size	Quantity	Price
ABA42	1/8 x 1/8 Grip	1000	\$16.00
		Case 10,000	\$107.50
ABA44	1/8 x 1/4 Grip	1000	\$16.00
		Case 10,000	\$107.50
ABA46	1/8 x 3/8 Grip	250	\$5.25
		Case 10,000	\$126.00
ABA48	1/8 x 1/2 Grip	250	\$6.25
		Case 8000	\$132.25

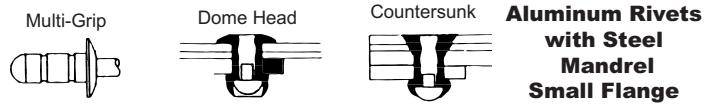
## Exploding Rivets



Secondary Head or Exploding Rivets are designed especially for plastics and other brittle materials. This rivet has a secondary head that forms large "folds". This provides a larger bearing surface, resists pull-through or cracking that can occur in some materials with a standard rivet.

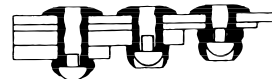
Part No.	Size	Quantity	Price
ABAS44	1/8 x 1/4 Grip	250	\$30.00
		500	\$56.00
		1000	\$108.00
		Case 10,000	\$975.00
ABAS64	3/16 x 1/4 Grip	250	\$21.00
		500	\$42.00
		1000	\$82.00
		Case 4000	\$283.50
ABAS66	3/16 x 3/8 Grip	250	\$29.00
		500	\$57.75
		1000	\$105.00
		Case 2500	\$231.00
ABAS66LF	3/16 x 3/8 Grip Large Flange	250	\$35.00
		500	\$67.50
		1000	\$120.00
		Case 2500	\$240.00
ABAS68	3/16 x 1/2 Grip	250	\$35.00
		500	\$67.50
		1000	\$120.00
		Case 5000	\$575.00

## Multi-Grip/Countersunk



**Aluminum Rivets with Steel Mandrel Small Flange**

Multi-Grip Functions in a wide range of material thicknesses



Part No.	Dome Head/Multigrip	Quantity	Price
ABS 41-43	1/8 x 1/32 to 3/16 Grip	250	\$10.50
		500	\$21.00
		1000	\$36.75
		Case 10,000	\$273.00
ABS 43-45	1/8 x 5/32 to 5/16 Grip	250	\$10.50
		500	\$21.00
		1000	\$36.75
		Case 10,000	\$273.00



Countersunk/Multigrip			
ABS 41-44C	1/8 x 1/32 to 1/4 Grip	250	\$14.75
		500	\$26.25
		1000	\$50.50
		Case 10,000	\$378.00



Countersunk			
ABS 45C	1/8 x 5/16 Grip	250	\$12.50
		500	\$22.00
		1000	\$42.00
		Case 10,000	\$317.50



## Colored Rivets

### 3/16" Painted Rivets

This super tough coating resists scratching, chipping and marring. These coatings match the colored aluminum presently used in the racing market. 3/16" aluminum rivets with steel mandrels.

Stock colors: Black Pepsi Blue Yellow  
 Heron Blue Red  
 Orange White

Other colors may be special ordered.

Part No.	Color	Size	Qty	Price
ABS66L-Plain	Millfinish	3/16 x 3/8	250	\$10.50
ABS66L-Black	Black	3/16 x 3/8	250	\$12.50
ABS66L-H Blue	Heron Blue	3/16 x 3/8	250	\$12.50
ABS66L-Orange	Orange	3/16 x 3/8	250	\$12.50
ABS66L-P Blue	Pepsi Blue	3/16 x 3/8	250	\$12.50
ABS66L-Red	Red	3/16 x 3/8	250	\$12.50
ABS66L-White	White	3/16 x 3/8	250	\$12.50
ABS66L-Yellow	Yellow	3/16 x 3/8	250	\$12.50

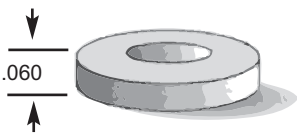
### 1/8" Painted Rivets

1/8" aluminum rivets with steel mandrels

Part No.	Color	Flange	Size	Qty	Price
ABAS44-01-250	White	Small	1/8 x 1/4	250	\$9.00
ABAS44-02-250	Black	Small	1/8 X 1/4	250	\$9.00
ABAS44L-01-250	White	Large	1/8 X 1/4	250	\$14.50
ABAS44L-02-250	Black	Large	1/8 X 1/4	250	\$14.50

## Aluminum Backup Washers

Part No.	Size	Quantity	Price
1-8-BU-500	1/8"	500	\$9.00
1-8-BU-1000		1000	\$17.00
1-8-BU-CTN		Case 20,000	\$237.00
3-16-BU-500	3/16"	500	\$11.00
3-16-BU-1000		1000	\$21.00
3-16-BU-CTN		Case 20,000	\$315.00



## Rivet Drill Bits



\*\*\*135° Split Point\*\*\*  
 Sold in Packs of 12 only

#30 For 1/8" Rivets  
 O.A.L. 1-15/16"  
**#POP-1383306**  
**\$9.00** pk.

#10 For 3/16" Rivets  
 O.A.L. 2-1/4"  
**#POP-1383108**  
**\$12.00** pk.

Made In The USA

Order Online 24/7

## Heavy Duty Air Riveter



#LON-36005  
**\$71.55**

- Top quality construction, heat treated internal parts for long life
- For 1/8" to 3/16" rivets, steel or aluminum
- Fast, reliable operation
- Holds used mandrills, keeps them off the floor - no flat tires!
- Includes air line swivel fitting to prevent kinks

## POP Air Riveter



Designed for high production and trouble-free operation with a variety of applications. Comes with 1/8", 5/32" & 3/16" nose pieces.

#POP-PRG-510  
**\$275.00**

18" Whip Hose for Gun  
**#POP-PRG-510-WH**  
**\$10.00**



Other POP brand riveters available by special order.

## Rivet Nutter Tool Kit

Model #39213 Nut Kit contains the threadsetter tool in a molded plastic case with aluminum threadserts 10 each: 6-32, 8-32, 10-24, 10-32, 1/4-20 & 6 each: 5/16-18 & 3/8-16. Also includes Mandrels, Nosepieces, Wrench & Instructions.

#NUT-200-TSK  
**\$85.00**



email: info@irvansmith.com

## Cleco Fasteners & Kits

Clecos are spring-loaded fasteners with a strong, durable steel plated body. Clecos temporarily hold the material in place until it is ready to be fastened permanently. Many car builders hang complete bodies with Clecos before they even use the first rivet.

Can be purchased individually or in kits.



### Cleco Kits

1/8" Kit = (40) 1/8" Clecos + 1 tool  
**#CLE-1-8KIT**  
**\$25.00**

3/16" Kit = (36) 3/16" Clecos + 1 tool  
**#CLE-3-16KIT**  
**\$25.00**



### Standard Clecos

The industry standard spring Cleco with a grip range of 0-1/4". Color coded for ease of use. The 1/8" and 3/16" are the most popular.

Part #	Description	Color	Price
CLE-3-32	3/32" dia., 0" to 1/4" Grip	Silver	\$0.75
CLE-5-32	5/32" dia., 0" to 1/4" Grip	Black	\$0.75
CLE-1-8	1/8" dia., 0" to 1/4" Grip	Copper	\$0.45
CLE-3-16	3/16" dia., 0" to 1/4" Grip	Brass	\$0.50
CLE-1-4	1/4" dia., 0" to 1/4" Grip	Copper	\$2.25

Most Popular Sizes

### L-Series Long Clecos 0-1/2" Grip Range

Designed for clamping longer workpieces. L-Series Clecos are the same as standard Clecos but have a grip range of 0-1/2".

Part #	Description	Color	Price
CLE-1-8L	1/8" dia., 0" to 1/2" Grip	Copper	\$0.90
CLE-3-16L	3/16" dia., 0" to 1/2" Grip	Brass	\$0.90

### S-Series Stubby Clecos 0-1/4" Grip Range

S-Series Stubby Clecos feature a shorter overall body length and are intended for use where space is limited.



Part #	Description	Color	Price
CLE-1-8S	1/8" dia., 0" to 1/4" Grip	Copper	\$0.89
CLE-3-16S	3/16" dia., 0" to 1/4" Grip	Brass	\$0.89

## Wing Nut Draw Clecos

These wing nut "Clecos" hold the two pieces of material together much more firmly than the spring loaded Clecos. Perfect for hanging fiberglass bodies. They draw your material up TIGHT.



Part No.	Description	Price
CLE-1-8W	1/8" dia., 0" to 1/2" Grip	\$2.75
CLE-1-8WL	1/8" dia., 0" to 1" Grip	\$3.25
CLE-3-16W	3/16" dia., 0" to 1/2" Grip	\$2.75
CLE-3-16WL	3/16" dia., 0" to 1" Grip	\$3.25
CLE-1-4W	1/4" dia., 0" to 1/2" Grip	\$4.00
CLE-1-4WL	1/4" dia., 0" to 1" Grip	\$4.50

## Side Grip Clamps

Spring loaded grip used like a "C" Clamp where no holes are provided (i.e., on bonded, glued or laminated sheets).

Actuated with the same tool as Cleco  
 0" to 3/4" capacity with 1" reach



**#CLE-CSG-3-4X1**  
**\$2.25 ea.**

(Cleco Tool #CLE-0-131 \$7.00)

## Handy-Clamp

Versatile tool used to clamp all kinds of materials because of its non-marring rubber clamping surface. Especially useful for bonding and gluing operations.



5/16" x 1 1/2" Handy-clamp

**#CLE-C-2-W-2HC**  
**\$4.75 ea.**

## Cleco Pliers



**#CLE-0-131**  
**\$7.00**  
 (fits all Cleco fasteners)

## Panel Fasteners



Oval Head Buttons (Steel)	
PAN-6400B 7/16" dia.	\$ .93 ea.
PAN-6450B 7/16" dia.	\$ .93 ea.
PAN-6500B 7/16" dia. *	\$ .93 ea.
PAN-6550B 7/16" dia.	\$ .93 ea.
PAN-6600B 7/16" dia. *	\$ .96 ea.



Oval Head Buttons (Aluminum)	
PAN-6450A 7/16" dia.	\$1.03 ea.
PAN-6500A 7/16" dia.	\$1.08 ea.
PAN-6600A 7/16" dia.	\$1.08 ea.



Winged Oval Head Buttons (Steel)	
PAN-6450WB 7/16" dia.	\$1.40 ea.
PAN-6500WB 7/16" dia.	\$1.40 ea.
PAN-6550WB 7/16" dia.	\$1.35 ea.
PAN-6600WB 7/16" dia.	\$1.45 ea.



Flush Head Button (Steel)	
PAN-6500FB 7/16" dia.	\$ .93 ea.
PAN-6600FB 7/16" dia.	\$ .98 ea.



Flush Self Ejecting (Steel)	
PAN-5400E 5/16" dia.	\$1.84 ea.
PAN-5500E 5/16" dia.	\$1.87 ea.
PAN-5550E 5/16" dia.	\$1.87 ea.
PAN-6500E 7/16" dia.	\$1.91 ea.
PAN-6550E 7/16" dia.	\$1.94 ea.



Winged Self Ejecting (Steel)	
PAN-5500EW 5/16" dia.	\$2.26 ea.
PAN-5550EW 5/16" dia.	\$2.26 ea.

Springs	
PAN-5275SP-1"	\$ .50 ea.
PAN-5325SP-1"	\$ .50 ea.
PAN-6275SP-1 3/8"	\$ .50 ea.
PAN-6375SP-1 3/8" *	\$ .50 ea.
PAN-6425SP-1 3/8"	\$ .50 ea.

\* Most popular size: 500:600 buttons and 6375SP springs

## Panel Fastener Plates



**A - Flat**  
#PAN-A-PLATE  
1" - \$.40 ea.



**B - Beveled**  
#PAN-B-PLATE  
1 3/8" - \$.40 ea.



**C - Flat**  
#PAN-C-PLATE  
1 3/8" - \$.40 ea.



**D - Beveled Lightweight**  
#PAN-D-PLATE  
1 3/8" - \$.40 ea.

## Panel Fastener Guide

Button Length	Spring Number				
	5275SP	5325SP	6275SP	6375SP	6425SP
_400	.149-.184	.099-.134	.156-.199	.056-.099	.006-.049
_450	.199-.234	.149-.184	.206-.249	.106-.149	.056-.099
500	.249-.284	.199-.234	.256-.299	.156-.199	.106-.149
_550	.299-.332	.249-.282	.306-.349	.206-.249	.156-.199
600	.349-.384	.299-.334	.356-.399	.256-.299	.206-.249
650	.399-.432	.349-.382	.406-.449	.306-.349	.256-.299

### Panel Fastener Grip Range Guide General Tips

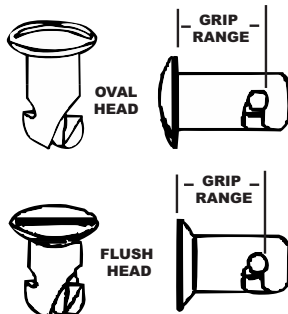
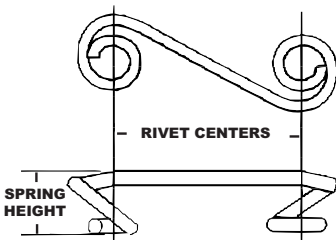

- If you have buttons already, then keep the same button length and change your springs for different thicknesses because they are less expensive to change.
- If you are buying for the first time, try to buy the \_500 length buttons because they are in the middle of the sizes and you can use the springs to get different grip ranges.
- The button length column only has \_400, \_450, \_500, etc., because the last three digits of the part number indicate the length of the button. The first number, either a 5 or 6, determines the diameter of the button. So you can use this table for buttons of any diameter by focusing only on the length.
- If you use a plate to attach your spring, you must add .100" to your material thickness before determining your spring length.
- If your button and spring combination is just a tad too short or long, you can "tweak" the spring a little by bending it up or down to tighten or loosen the grip.

Use the table to determine the spring and button you need for a particular job.

**Step 1:** Determine the total thickness of the material the button will go through.

**Step 2:** If you have a button, find its length in the left column of the chart. If you don't have a button or a preference, use the \_500 length button, and look under the spring column until you find your needed thickness.

**Example:** The total material measures .175" thick and the button length is \_500. In the button length column find \_\_500. Then go to the right until you find a range where .175" would be included, which is .156-.199. By looking at the very top of that particular column for a \_500 length button going through material thickness .175", you would need to order a 6375SP spring.



## 24" Electric Bead Roller

The electric motor takes the work out of improving both strength and appearance of panels made of aluminum, steel and other materials.

The foot control allows both hands to guide the material, therefore it is a one man operation.

The electric motor is reversible and has a variable speed feature.

Throat depth available in 24 inch

- Width of throat accepts up to a 1 1/4" bend
- 1 1/4" radius for efficient design
- 1/4" bead in 16 ga. aluminum or 20 ga steel
- Mounts in bench vise or an optional adjustable stand which can be purchased
- 20' power cord
- 10' control cord
- 1/4" round bead mandrels included

#ISO-EBR-24  
**\$550.00**

(Stand & Mandrel rack sold separately)



**As Seen On  
DREAM CAR  
GARAGE**

## Bead Roller Stand

- For electric model only.
- Adjustable height.
- Comes unpainted and welding is required when shipped.

#ISO-EBR-1920  
**\$65.00**



## Mandrel Rack

Holds up to 10 sets of mandrels. Bolts onto the electric bead roller stand

#ISO-EBR-1711  
**\$60.00**



## 24" Manual Bead Roller



The manual bead roller has a depth of 24". Mounts in bench vise.

- 1 1/4" radius for efficient design
- 1/4" bead in 20 ga. steel or 16 ga. aluminum
- Width of throat accepts up to 1 1/4" bend
- Includes 1/4" round bead mandrels
- Can be converted to electric with changeover kit

#ISO-MBR-24  
**\$335.00**

## Electric Changeover Kit

Kit includes: Motor, wiring, guard, foot pedal, other necessary hardware and instructions.

#ISO-MBR-110  
**\$300.00**



## Accessories

Replacement Motor  
#ISO-BR-1LRA7  
**\$180.00**



Replacement Foot Pedal  
#ISO-FC110  
**\$15.00**



Replacement Guard  
#ISO-BR-G1222  
**\$40.00**



Replacement Gears  
#ISO-BR-S1236  
**\$75.00 pr.**



## Bead Roll Mandrels



3/8" Flat Bead    1/4" Round Bead    Step Roll    1/2" Diamond Bead

All Mandrels fit 7/8" shafts on 3" centers

Part	Description	Price per Set
IS0-BRM-125	1/8" Round Bead	\$55.00
IS0-BRM-250	1/4" Round Bead	\$55.00
IS0-BRS-050	.050 Step Mandrels	\$45.00
IS0-BRS-080	.080 Step Mandrels	\$45.00
IS0-BRS-110	.110 Step Mandrels	\$45.00
IS0-BRS-250	.250 Step Mandrels	\$80.00
IS0-BRF-250	1/4" Flat Bead	\$55.00
IS0-BRF-375	3/8" Flat Bead	\$55.00
IS0-BRF-500	1/2" Flat Bead	\$55.00
IS0-BAJ-500D	1/2" Diamond Bead	\$55.00
IS0-BRB-3-000	Blank Mandrel 3"ODX3"OD	\$30.00
IS0-BRB-3-250	Blank Mandrel 3"ODX3 1/4"OD	\$30.00
IS0-PGM-1500	Pipe Bead Mandrels	\$95.00



Round Bead

Flat Bead



Step Bead

Diamond Bead



Blank Mandrel  
(Make your own mandrel)



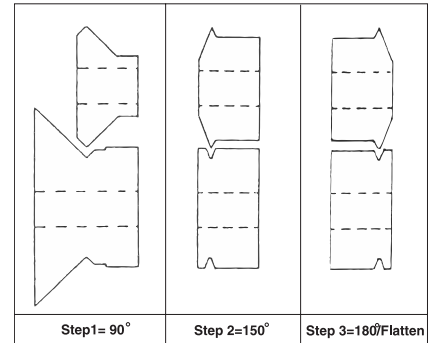
**Pipe Bead Mandrel:** For Grooving pipe to keep water hose from slipping off.  
1 1/2" or larger pipe

## Hem Roll Mandrels

- Dress up sharp edges (wheel well openings)
- Work on curved or straight edges
- Capacity: .040 Aluminum, 20 ga. Steel
- Does not mar pre-painted aluminum
- Turns approx. 1/4" hem
- Put the professional touch to your work.



#IS0-HEM-180  
**\$130.00 set**  
(4 pc. set)



Step1= 90°

Step 2=150°

Step 3=180°/Flatten

## "E-Z" Edger

Turns a 7/32" flange on wheel well openings and other straight or curved edges. No gauge to set. Hand clamps to any bench.

Capacity - 20 gauge and lighter material. Turns a 7/32" flange on a radius as small as 1 3/4".  
Shipping Weight - 28 lbs.

#FLA-EZ-1  
**\$690.00**



BEAD ROLLERS

# Shrinkers/Stretchers

## Shrinker/Stretchers

Small, portable and lightweight, bolted to your workbench or stand, the shrinker and stretcher can be used to form up to 16 ga aluminum, 18 ga mild steel or 20 ga stainless steel, bending a radius as small as three inches. They are ideal for making wheel wells, air cleaner shrouds, radiator shrouds and many otherwise hard to form shapes.

- Made with ductile iron
- Shrinks metal for inside angles
- Stretches metal for outside angles
- 45 to 1 powerful press leverage
- Mounts on bench, stand or in vise
- Specially hardened jaws reversible for double the life
- 10 lbs each
- 18 ga. soft steel capacity
- 20 ga. stainless capacity
- 16 ga. aluminum capacity

2 Complete Units  
**#SHT-009-SHR-STR**  
**\$350.00 pair**

Combo  
 1 Body w/ 2 Jaws  
**\$260.00**

Units Also Sold Separately - **\$180.00 ea.**  
 Replacement Jaws - **\$70.00**

## Hand Shrinker

Also known as a crimper, shrinks sheet metal by creating a wavy edge pattern. Excellent utility tool for shrinking in those tight spots.

**#IST-C5**  
**\$25.00**



## Shrinker/Stretchers Stand

- 30 1/4" tall
- Holds both units and handles
- Powder Coated

**#SHT-1920**  
**\$70.00**



**NEW!**

## Foot Operated Shrinker/Stretchers Stand

- Holds & operates both units
- Allows both hands to hold large panels
- Easily converts to use with handles
- Powder Coated
- Shrinker/Stretchers sold separately

**#SHT-FC1920**  
**\$275.00**



Shrinker/Stretchers not included

## Eckold Handformer

Eckold is world renowned for making quality metal working tools. The Eckold Handformer Model HF80CH shrinker and stretcher is an invaluable tool for any serious metal craftsman.


**ECKOLD**

### Specifications

- Reach when shrinking and stretching - 3.150"
- Gap when shrinking and stretching - 2.362"
- Working capacity:
  - Steel of deep drawn quality - 0.059"
  - Light metal - 0.079"
  - Stainless steel - 0.059"
- Adjustable work height - 32.680" to 44.490"
- 69 lbs.

**#SHT-HF80CH**  
**\$2995.00**

Replacement Parts Available.



## Hand Seamers

These hand seamers or hand brakes are a must for any sheet metal fabricator's tool box.



Straight 3" Wide  
**#IST-S2**  
**\$35.00**



Offset 3" Wide  
**#IST-S3**  
**\$37.50**



Straight 6" Wide  
**#IST-S6**  
**\$69.00**

SHRINKERS

## Plate Shears



### Enco

Cuts both plate and round stock. This shear is a great addition to any fab shop. Ever have to cut a piece of flat iron that was too long for your vertical band saw? Don't have a vertical band saw? This is the tool for you. Slices through that 1/8 inch flat bar that all racers use to build their cars. Clean, quiet, inexpensive, and fast.

Model	Capacity Round	Capacity Flat Bar	Length of Blade	Wt Lbs.	Price
ENC-130-5705	3/8"	2-3/4"x3/16"	5"	20	<b>\$66.95</b>
ENC-130-5710	7/16"	2-3/4"x1/4"	6"	40	<b>\$76.95</b>
ENC-130-5715	1/2"	2-3/4"x1/4"	8"	54	<b>\$88.95</b>
ENC-130-5700	1/2"	2-3/4"x1/4"	12"	100	<b>\$119.95</b>

## Beverly Shear

Part No.	Model	Capacity	Weight	Height Less Handle	Handle Width	Depth	Lower Blade Length	Length of Cut	Price	
BEV-B-1	Model B1	14 ga. mild; 18 ga. SS	18 lbs	14"	18"	7"	9"	4 1/4"	3"	<b>\$536.00</b>
BEV-B-2	Model B2	10 ga. mild; 14 ga. SS	35 lbs	15"	24"	9"	10"	4 3/8"	3 1/8"	<b>\$747.00</b>
BEV-B-3	Model B3	3/16" mild; 10 ga. SS	58 lbs	15"	30"	9"	14"	5 5/8"	4 1/4"	<b>\$1,081.00</b>

Throatless Shears let you turn your work at any angle for straight, curved, even irregular cuts with ease and accuracy. Also means unlimited length of cut. Geared rack and pinion makes heavy metal cutting easy. Upper and lower blades are positioned to provide a clean, knurl-free cut, regardless of material. All models are equipped with high carbon, high chrome blades which can be replaced! Made in U.S.A.

The top NASCAR Cup fabricators use this shear to cut everything from Lexan and stainless steel radiator screen, to stainless steel braided hose and thin aluminum crush panels. Very versatile and no shop should be without one.

Powered Pneumatic Beverly Shears available. Call for pricing and availability.

### Replacement Blades

Part No.	Model	Price
BEV-B-1 BLADE	Model B1	<b>\$89.00</b>
BEV-B-2 BLADE	Model B2	<b>\$115.00</b>
BEV-B-3 BLADE	Model B3	<b>\$161.00</b>



### Optional Stand

Designed to accommodate any Beverly hand-operated shear. Provides a safe, rigid, and very accessible base. All steel, welded construction.

Weight . . . . . 17 lbs.  
 Height overall . . . . . 30"  
 Table Top . . . . . 5" x 8"  
 Floor Space Required . . . . . 18" x 28.5"



**#BEV-1920**  
**\$135.00**

Manufactured by ISI



**BENCH SHEARS**

## Precision Aviation Snips

- Double-cam-action construction
- Designed for precision cutting
- Cuts circles, squares, and irregular patterns in all metals.
- Made in USA

### KLENKS

Red (LH)  
#IST-KJ-1  
**\$21.00**



Green (RH)  
#IST-KJ-2  
**\$21.00**

Yellow (Straight)  
#IST-KJ-3  
**\$21.00**



## Offset Snips



Offset - Red (LH)  
#IST-KOS-1  
**\$27.50**

Offset - Green (RH)  
#IST-KOS-2  
**\$27.50**



## Nibbler Tool

- Cuts soft sheet metal up to 18-ga.
- Plastic, soft copper and aluminum up to 1/16" .
- Tubing from 1" I.D. with a squeeze of the handle.

Ideal for sheet metal fabricating. This is the tool you need to make a round hole square.



#IST-76011B  
**\$25.00**  
Replacement Blade  
#IST-76012B  
**\$9.00**


## Aluminum Snips

Strong and lightweight aluminum handles with inlaid steel blades. Perfect for cutting sheet metal, aluminum, and vinyl. These snips make very straight cuts with clean, crisp, exact edges.



#IST-DA70060  
**\$27.50**  
Replacement Blades  
#IST-DA74520  
**\$13.25**

## Portable Power Shears



A double cut power shear for 18 ga. and lighter sheet metal. Cuts 180" per minute. Save up to 90% hand shearing time. The 7/32" waste curl leaves both sides of the cut straight and clean with no distortion. Deburring is unnecessary. The ideal tool for the tinner, roofer and the autobody shop. Excellent for ductwork and for aluminum and steel siding installation.

120V AC 3.2 Amp, 2500 rpm motor, weight 5 lbs, Overall length 11 3/4"

#IST-KD-200  
**\$215.00**

Replacement Blade Kit  
#IST-K102  
**\$38.50**

## Punch & Flange Tool

Campbell Hausfeld professional air tool works like step mandrels.

- Crimps 14 ga. sheet metal for smooth seams.
- Flip side of head punches 3/16" holes for spot welds.
- Head rotates 360°.
- Flange panels on or off car.

#LOW-PL1550  
**\$75.00**



## Corner Notcher

Notches up to 1" deep  
Max capacity 20 ga. mild steel

**RW Roper Whitney**

#ROP-541A  
**\$140.00**



## 4 Ton Hand Notcher

- Notch any shearable material
- Easy to Read
- Front Gauge
- Heavy Duty Blade

**Enco**

#ENC-130-5110  
**\$368.95**

Stand  
#ENC-130-5115  
**\$161.95**  
Wt. 90 lbs.



### Specifications

Capacity ..... 4 tons  
Material  
Mild ..... 16 ga.  
Stainless ..... 20 ga.  
Max Notch ..... 6"x6"x90°  
Stroke ..... 3/4"  
Table Size ..... 17"x12"  
Weight ..... 235 lbs

## Cornermate Notcher



**Notcher Table**  
#ACC-CM40A  
**\$93.00**

The Cornermate® Series is the new standard for cutting corners, holes and slots. There are nine styles with over thirty interchangeable cutting units from 1/8" to 1". All units are precision engineered and manufactured from the finest materials and will produce flat, crisp shapes in flexible plastic, aluminum, brass and many other materials. Each cutting unit has the material guides machined into the body of the unit so the location of the cut is always the same.

To use, the cutting unit is placed in a machined recess in the table, the material is inserted into the cutting unit, and the handle is squeezed. It is that simple and that quick!

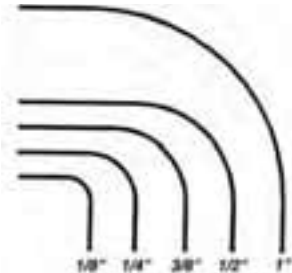
### Notch Style Cutting Units

Part No.	Price
ACC-18N	\$89.00
ACC-316N	\$89.00
ACC-14N	\$89.00
ACC-38N	\$89.00
ACC-12N	\$89.00
ACC-34N	\$129.00
ACC-100N	\$129.00



### Round Style Cutting Units

Part No.	Price
ACC-18R	\$89.00
ACC-316R	\$89.00
ACC-14R	\$89.00
ACC-516R	\$89.00
ACC-38R	\$89.00
ACC-12R	\$89.00
ACC-34R	\$129.00
ACC-100R	\$129.00



### Chamfer Style Cutting Units

Part No.	Price
ACC-14C	\$89.00



## Trace-A-Punch®

Model	3C	4
Price	\$1,985.00	\$3660.00
Cutting Capacity Mild Steel	1/8" .125"	3/16" .186"
Plastic	3.175mm	4.725mm
Cutting Capacity Stainless	1/8" .125"	1/8" .125"
Exotic Metals	3.175mm	3.175mm
Throat	6-3/4"	16"
Depth	171mm	406mm
Strokes per minute	1750	1200
Motor	1-1/2HP 110/220V	3HP 220/460V
	1 Phase - 50/60 HZ	3 Phase - 50/60HZ
Weight	130 pounds - 59kg.	480 pounds - 218kg.



### Trace-A-Punch®


Easiest, most economical way to produce low production metal and plastic profiles. Trace-A-Punch® follows your guided template to produce burr free straight and contoured outlines and holes. Simple, rugged meehanite casting construction insures very little maintenance.

Cutaway view shows how the punch follows the outline of the master pattern. When the punch moves downward, the material is cut off in the shape of the master pattern.

NOTCHER

# English Wheels

## Floor Model



Seen On AMERICAN CHOPPER

Optional 1" radius anvil (2" wide) \$92.00

- 44" welded machine
- Frame mounted on 3" casters for mobility
- Storage for anvil wheels
- Upper wheel is 8" dia. x 3" wide
- Anvil wheel is adjustable for throwing a flange and truing, etc.
- Includes: 6 anvil wheels with radii - 2.375, 3.25, 5.00, 8.50 12.00 & flat
- Upper wheel and anvils made from 1045 alloy steel and polished to a 63 finish
- Capacity: 18 ga. steel, 1/8" aluminum

#EGW-F044  
**\$2646.00**

## Bench Model

- Economical
  - Deep 22" throat & 2" wide anvils allow using a 44" panel.
  - Used for motorcycle gas tanks to race car body parts
  - Can be bolted permanently to any bench or clamped to a vise.
- Shipping Weight 67 lbs  
Comes with 2 3/8" anvil

**Optional Anvils**  
(Flat, 1", 3 1/4", 5", or 8 1/2")  
**\$92.00 ea.**



#EGW-B022  
**\$539.00**


## Handheld English Wheel (AKA The Bill Wheel)



- Great for smoothing small wrinkles
- Easily stretches material for a little more tire clearance

#EGW-SLR-BW  
**\$495.00**

## U-Weld-It Kit



#EGW-U044  
**\$1626.00**

- All of the critical components of our floor model machine are supplied. You provide the metal for the frame.
- Use frame and assembly specifications in the supplied instruction booklet or use your own design!
- Features and capabilities are the same as the floor model unit.
- Includes 6 radius anvils
- YOU SUPPLY Steel Tubing
- Welding required
- Ships UPS 2 boxes 45 lbs ea.

## Quickshaper Mark II

- A multitask English wheel
- 32" throat English wheel
- Upper wheel and anvil can be turned 90°

### Uses include:

- Hammering / Blocking
- Wheeling and raising metal panels
- Shrinking or stretching
- Planishing
- Comes with 6 anvils, 1 shrinker/stretcher combo unit, 1 forming head, 2 3/4 plastic mallet, 2 3/4 hickory mallet, flat wood slapper, 12" shot bag (unfilled) and DVD



#FOU-FQSM2 Quickshaper™ Mark II **\$4375.00**  
#FOU-FQSM2-06 Opt. Edging Anvil **\$99.00**  
#FOU-FQSM2-07 Opt. Deep Reach Anvil **\$99.00**

## Planishing Hammers

### Ratco Planishing Hammer



Designed and built around a Chicago Pneumatic air motor, this unit is designed to give you years of trouble-free service.

It comes with 6 crowned dies and 1 flat upper hammer. The throat is 16" deep and the die post is 11" tall. Built for professional use but priced for the backyard hobbyist.

#RAT-CB161  
**\$3595.00**

### Proline Planishing Hammers

ProLine Planishing Hammers are designed for forming or planishing light gauge sheet metal shapes.

- Finest grade cast iron frame.
- Air regulator with lubricator.
- 12-point Grade 8 bolts used throughout.
- Fine air control knob for easy operator adjustment.
- Optional die set available

#CCE-050096 24" Throat  
**\$6900.00**

#CCE-050095 36" Throat  
**\$8900.00**

- Handheld Set includes:
- 10 1/2 x 11 1/2 Cast aluminum yoke
  - Storage case
  - Dead blow hammer
  - Rubber top die
  - Linear stretch die
  - 9" R Bottom die
  - Parts Box



#CCE-060007 Handheld  
**\$2895.00**



Made In The USA


METAL SHAPING

# Metal Shaping

## T-Dollies



Form flanges and edges easily with these handy T-Dollies. Available in straight or curved models for those hard to form parts. Can be used with hammers or slappers. T-Dollies can be hand-held or placed in a vice.



Part No.	Description	Price
FOU-TPA5518	sm. 1/2" dia. x 4"	\$23.00
FOU-TPA5519	med. 3/4" dia. x 6"	\$26.00
FOU-TPA5520	lg. 1" dia. x 8"	\$28.00
FOU-HTD00	1" dia. x 3 1/4"	\$23.00
FOU-FCTD01	Gentle Curve	\$49.50
FOU-FCTD02	Crescent Curve	\$46.50
FOU-FCTD03	Slope Curve	\$47.50

## Post Dolly



The Teardrop POST® dolly is made of high quality cast iron and has a solid easy-grip handle. Designed by Ron Fournier, the one-piece casting includes flats on handle for convenient clamping. The Teardrop dolly can be used as a handheld tool, in a vise, or use in the NEW Metal Shaping Station with the post dolly adapter.



#FOU-PD003  
**\$57.00**

Approx. size: 2 1/2"x4 1/2"

## Forming Heads



Just like the Post® Dollies, these Forming Heads are made from cast iron. Use them as cast or give them a quick finish with your sander. Larger and heavier than the Post® Dollies, these can be used in the Metal Shaping Station or a vice to form simple and complex shapes. Available in 6 different styles for unlimited shape possibilities. Approx. weight is 20 lbs. each.

Part No.	Description	Size	Price
FOU-MFH03	Tank Shaper	10 1/2"x4 1/2"x2"	\$125.00
FOU-MFH07	High Crown	4 3/4"x3 1/8"x3"	\$98.00
FOU-MFH08	Blunt Teardrop	6 1/2"x3"x2 1/2"	\$98.00



## Metal Shaping DVD



In this DVD, Ron Fournier explains his technique of blocking and smoothing aluminum parts using shot bags, mallets, forming heads, and slappers. Final smoothing is demonstrated on an English Wheel. A variety of shapes are made including: a bowl, teardrop, and motorcycle fender. Also, forming a section patch panel for a sports car fender using a buck is demonstrated. Thorough explanation of the tools and equipment used to form .050" aluminum and .063" aluminum makes this DVD a must have for any fabricator.

#EGW-BSD00 ..... **\$35.00**

Run Time: Approximately 90 Minutes

## Wood Slappers



Made from top quality hard maple and lined with top grade leather on the face to eliminate marring of the metal. Available in 4 different shapes: flat, gentle, curved and round.



Part No.	Description	Price
FOU-FFS01	Flat slapper	\$64.00
FOU-GFS01	Gentle slapper	\$64.00
FOU-CFS01	Curved slapper	\$64.00
FOU-RBS01	Round slapper	\$58.00
FOU-RLF01	Repl. Leather face	\$15.00

## Forming Station



This Metal Shaping Station will become a focal point in any metal shop. Forming heads and post dollies help form simple and complex shapes. Station comes with 1 storage rack for holding up to 5 forming heads.

With additional optional storage rack, this station can hold up to 9 forming heads.



Part No.	Description	Price
FOU-FMSS01	Metal Shaping Station	\$269.00
FOU-FMSS01P	Post Dolly Adapter (opt.)	\$39.00
FOU-FMSS01R	Storage Rack (opt.)	\$53.00

## Leather Panel Beater Bags



Stretch metal without nicks or gouges with these 6" or 18" round beater bag. The filled bag absorbs the hammer blows as you pound the sheet metal for a smooth finish. The 18" uses approx. 75 lbs of #9 lead shot that can be purchased at your local sporting goods stores.



Part No.	Description	Price
EGW-600	6" Bag	\$20.00
EGW-1200	12" Bag	\$33.00
EGW-1800	18" Bag	\$53.00

## Super Plastic Mallets

Polyethylene head, hardwood handle with brass wedge. Eliminates marring. Long life, split resistant.



#EGW-TPA5524 (2 1/2" dia. Bossing) **\$35.00**  
#EGW-TPA5554 (2" dia. Doming) **\$30.00**

METAL SHAPING

## Punch & Flare



Made in the USA by



No hole saws necessary. Cuts and flares in one easy step. May also be used as a hole punch only. Flare grows hole by 1/8".

Part No.	Description	Price
IS1-PNF-6PC	Set of 6 sizes 1" to 2 1/2"	<b>\$525.00</b>
IS1-PNF-1000	1"	<b>\$90.00 ea.</b>
IS1-PNF-1250	1-1/4"	<b>\$90.00 ea.</b>
IS1-PNF-1500	1-1/2"	<b>\$100.00 ea.</b>
IS1-PNF-1750	1-3/4"	<b>\$100.00 ea.</b>
IS1-PNF-2000	2"	<b>\$110.00 ea.</b>
IS1-PNF-2500	2-1/2"	<b>\$110.00 ea.</b>
IS1-PNF-3000*	3"	<b>\$135.00 ea.</b>

\* Not Included in 6 piece set.

## Hole Flare



The right tool for the right job. Put the professional finishing touch on your race car. Adds strength while reducing weight on small or large pieces. Flare grows hole by 1/8"

Made in the USA by



Part No.	Desc	Price
IS1-HF-9PC	Set of all 9 pieces	<b>\$250.00</b>
IS1-HF-5PC	Small Flare Set 1/2" to 1 1/4"	<b>\$140.00 set</b>
IS1-HF-4PC	Large Flare Set 1 1/2" to 2 1/2"	<b>\$130.00 set</b>
IS1-HF-0500	1/2"	<b>\$30.00 ea.</b>
IS1-HF-0625	5/8"	<b>\$30.00 ea.</b>
IS1-HF-0750	3/4"	<b>\$30.00 ea.</b>
IS1-HF-1000	1"	<b>\$30.00 ea.</b>
IS1-HF-1250	1-1/4"	<b>\$30.00 ea.</b>
IS1-HF-1500	1-1/2"	<b>\$35.00 ea.</b>
IS1-HF-1750	1-3/4"	<b>\$35.00 ea.</b>
IS1-HF-2000	2"	<b>\$35.00 ea.</b>
IS1-HF-2500	2-1/2"	<b>\$35.00 ea.</b>

## Knockout Punches



- Top of the line punches
- Production Quality
- Can be used manually or in a press
- Smooth operation with thrust bearing design.
- Sizes are actual Hole Size

Part No.	Size	Ga. Cap.	Price	Part No.	Size	Ga. Cap.	Price
IS1-HP-0500	1/2"	16	<b>\$45.00 ea.</b>	IS1-HP-1750	1 3/4"	10	<b>\$100.00 ea.</b>
IS1-HP-0625	5/8"	16	<b>\$45.00 ea.</b>	IS1-HP-1875	1 7/8"	10	<b>\$120.00 ea.</b>
IS1-HP-075	3/4"	14	<b>\$40.00 ea.</b>	IS1-HP-2000	2"	10	<b>\$120.00 ea.</b>
IS1-HP-08125	13/16"	14	<b>\$45.00 ea.</b>	IS1-HP-2125	2 1/8"	10	<b>\$125.00 ea.</b>
IS1-HP-0875	7/8"	10	<b>\$40.00 ea.</b>	IS1-HP-2250	2 1/4"	10	<b>\$145.00 ea.</b>
IS1-HP-09375	15/16"	14	<b>\$45.00 ea.</b>	IS1-HP-2375	2 3/8"	10	<b>\$120.00 ea.</b>
IS1-HP-1000	1"	14	<b>\$50.00 ea.</b>	IS1-HP-2500	2 1/2"	10	<b>\$200.00 ea.</b>
IS1-HP-1125	1 1/8"	14	<b>\$50.00 ea.</b>	IS1-HP-2625	2 5/8"	10	<b>\$250.00 ea.</b>
IS1-HP-1250	1 1/4"	16	<b>\$75.00 ea.</b>	IS1-HP-2750	2 3/4"	10	<b>\$250.00 ea.</b>
IS1-HP-1313	1 5/16"	16	<b>\$55.00 ea.</b>	IS1-HP-3000	3"	10	<b>\$325.00 ea.</b>
IS1-HP-1375	1 3/8"	10	<b>\$75.00 ea.</b>	IS1-HP-3500	3 1/2"	10	<b>\$300.00 ea.</b>
IS1-HP-1500	1 1/2"	10	<b>\$80.00 ea.</b>	IS1-HP-4000	4"	10	<b>\$420.00 ea.</b>
IS1-HP-1625	1 5/8"	10	<b>\$90.00 ea.</b>	IS1-HP-4500	4 1/2"	10	<b>\$475.00 ea.</b>

## Klein Unibit Step Drill Bits



Perfect for drilling multiple size holes in thin sections of metal, plastic and wood using a single bit. Each Klein Unibit does the work of many drill bit sizes. Drills round holes in most metals up to 1/8" thick as well as plastic and wood. No center punching or pilot hole drilling is required on most sizes. The bits are easy to keep sharp, and hole size is easily determined by the diameter of the markings that are permanently laser-etched in the flute areas.

Part No.	# Hole Sizes	Increments	Size Range	Pilot Hole Req'd	Drill Size	Price
IST-59001	13	1/32"	1/8" to 1/2"	No	1/4" & Up	<b>\$18.00</b>
IST-59002	8	1/16"	9/16" to 1"	Yes, 1/2" & Up	1/2" & Up	<b>\$36.00</b>
IST-59003	9	1/16"	1/4" to 3/4"	No	3/8" & Up	<b>\$34.00</b>
IST-59005	6	1/16"	3/16" to 1/2"	No	1/4" & Up	<b>\$18.00</b>

PUNCHES / FLARES

## No. 5 Jr Hand Punch Kit

## No. XX Punch Kit

# RW Roper Whitney



Light Duty Portable Punches are for limited punching power (1.2 tons or less ). They're easy to carry in the pocket, on a belt or in a tool box. Hardened machined bearing surfaces are used in these tools to provide dependable long life within the rated capacity.

- Maximum rated capacity 1.2 tons
- Smallest available
- Hand operation
- Adjustable stop gauge

The No. 5 Jr punch has a standard 1 3/4" throat depth while the No. XX has a deep throat configuration to punch up to 3 1/4" from the edge. The No. XX may be used to punch light channels with 1" minimum inside dimension and 1 3/8" maximum flange. Both punches have optional mounting bases and are also available as kits with a standard assortment of round punches and dies in a durable plastic box.



**#ROP-NO5-JR**  
**\$80.00**

Kit includes: tool & one 3/32", 1/8", 5/32", 3/16", 7/32", 1/4" & 9/32" round punch & die in plastic box. Throat Depth = 1 3/4".

Optional Bench Mount  
**#ROP-NO-5-BASE**  
**\$28.00**



Optional Punches Sold Separately



Call For Pricing

Made In The USA

**#ROP-NO-XX-KIT**  
**\$237.00**

No. XX Kit includes: tool & one 5/32", 7/32", 9/32", 11/32", 13/32", 15/32", 17/32" round punch & die in plastic box. Throat Depth = 3 1/2".

Optional Bench Mount  
**#ROP-NO-XX-BASE**  
**\$44.00**



## No. 218 Bench Punch

## No. 16 Bench Punch



This accurate punch is ideal for prototype, short production runs and model shops. The adjustable die shoe permits the proper alignment of close fitting punches and dies to accommodate very thin materials, as well as heavier stock. Optional cabinet base, and a 12" square gauge work table to extend the usefulness of the punch is available.

- Maximum Rated Capacity: 4 tons
- Linear Hand Operation
- Deep Throat (Punch holes up to 12" from edge of material)
- Work Heavy to Ultra Light Materials
- Comes with 1/2" round punch - other punches sold separately



**#ROP-131012180**  
**\$1400.00**  
Optional Cabinet  
**#ROP-139001180**  
**\$471.00**



Medium Duty Bench Punch provides greater throat dimensions and a slightly broader range of punch and die sizes.

The No. 16 has a solid forged frame. The punch has adjustable dies shoes to permit the proper alignment of close fitting punches and dies to punch light gauge materials. It has the option of a removable 6"x8" work table with stops to position materials in the tool.

- Maximum Rated Capacity: 7.3 tons
- Linear Roller Bearing Cam Operation
- Standard Throat 3 1/4" Deep
- Works great on Spring Steel



**#ROP-131020160**  
**\$473.00**  
Optional Work Table  
**#ROP-137020160**  
**\$77.00**

Optional Punches Sold Separately




Call For Pricing

## Rotex Punch Model 20C 3.5\*

The hottest and most popular punch on the market! Switch between 20 different punch sizes and types instantly by turning the turret. Saves time and money!

We usually have one of these high demand punches in stock, ready to ship.



#ROT-310-015

**TRUCK  
FREIGHT ONLY**

Specifications:

- 20 stations
- 26" throat depth
- 3 1/2" maximum hole punching capacity
- Rated at 15 tons
- Alphabet indicators align the punch and die station

**Tooling set includes:** #30, #12, 7/32, 1/4, 9/32, 5/16, 3/8, 7/16, 1/2, 5/8, 3/4, 7/8, 1-1/8, 1-1/4, 1-1/2, 1-3/4, 2-1/2, 2-5/8, 3-1/2\*\*  
**Bonus Tooling:** 1" x 1/4" Oblong Slot installed in Station "N"

### Call for current pricing

- \* Other models and sizes also available
- \*\* Punches and Dies are available in a variety of shapes and sizes



Optional Stand  
**#ROT-1001  
 \$350.00**

## Uni-Hydro Ironworkers



### Features

- Manual Punch Aligner (Model 42-14 & N42-14)
- 6" Open Throat Punch with 42 Tons of Punching Power
- Power Cavity Accommodates Various Tooling
- Fixed or Adjustable Bar Shear Holddown
- Forklift Accommodations
- Magnetic Starter for Safety and Reliability
- Variable Stroke control
- Built-In Square Notcher (Model N42-14 Only)
- One Year Warranty on 14" Bar Shear Blades
- Low Rake on Bar Shear for Excellent Cut
- 14" Bar Shear with 4-sided blades

### Optional Tooling

- **PUNCH STATION**  
 Square notcher  
 Coper notcher  
 Pipe notcher  
 Brake: 6"
- **POWER CAVITY**  
 Square notcher  
 Coper notcher  
 Brake: 6" or 9"  
 Angle shear  
 Channel shear  
 Rod shear (Round or square)  
 Z & T shear

**TRUCK  
FREIGHT ONLY**



Model #T40-14 shown

### Call for current pricing

SPECIFICATIONS	MODEL	
	42-14, 42-14SLS, N42-14	
Throat Depth	6"	
	42 Ton	
Punch	1-1/16" in 1/2"	
	1-3/8" hole in 3/8"	
Bar Shear	3/8" x 1/4", 1/2" x 10", 5/8" x 6"	
Angle Shear 90°		
Slug Type		
Standard Blade	3" x 3" x 3/8"	
Special Blade	3" x 3" x 3/8"	
Sever Cut	3" x 3" x 1/4"	
Mitre Angle 90°		
Bar Shear	3" x 3" x 5/16"	
Slug Type	2" x 2" x 5/16"	
Channel Shear	2" or 3" standard	
Rod Shear		
Round (Max)	3/4"	
Square (Max)	3/4"	
Coper Notcher 90°	For 3" x 3" x 1/4" Angle	
Square Notcher	1-3/4" x 2" x 1/4"	
Built-in Square Notcher (4th Station) (N42-14 Only)	1-3/4" x 2" x 1/4"	
Pipe Notcher		
Sch. 40 or 80	1/2", 3/4", 1", 1-1/4", 1-1/2"	
Brake	6" or 9" x 1/4"	
Stroke per minute		
Light Material	50	
Maximum Capacity	9	
Hydraulics	1000 PSI	
Oil Capacity	15 qt	
Motor		
Standard	3 HP, 3ph	
Optional	3 HP, 1ph	
Dimensions		
Width	28"	
Length	34"	
Height	60"	
Bar Shear Working Height	29"	
Punch Table top height	38-1/4"	
Cavity table top height	37-1/2"	
Notcher Station working height (N42-14)	22"	
Weight (Net)	1300 lbs (N42-14) 1240 lbs (42-14) 1205 lbs (42-14SLS)	

PUNCHES

## Deburring Tools

### Deburring Tool with Rosebud Bit

Permits quick deburring operations, accepts 1/4-28 threaded bits. The "rosebud" bit deburrs holes from 1/16" to 3/8". The 6 flute design reduces chattering.

#IST-6005-00525

**\$25.00**

Replacement Bits

#IST-00525 **\$8.00**



### Rout-A-Burr

Deburring Tool

Use for internal and external deburring depending on blade position. Can rotate clockwise and counter-clockwise.

20 replacement blades included

#ENC-307-3332

**\$18.00**



### Deburring & Countersink Set

Set of 5 82° Deburring and Countersink tools:

1/16", 5/32", 3/16", 5/16", 9/16"

#IST-820-082

**\$35.00 set**



## Safety Wire & Pliers

### Safety Wire Pliers

Automatic return, spring locking pliers used especially for turning safety wire into even twists.

6" O.A.L.

#SAF-006

**\$29.95**

9" O.A.L.

#SAF-009

**\$29.95**



### Safety Wire

One pound size of corrosion resistant stainless steel safety wire in dispensing package. Wire uncoils from inside thru hole in top of dispenser. Avoids wild uncoiling, handles easier and faster. Sizes in .032 and .025 Comes in 1 lb. can

#SAF-025

**\$15.00**

#SAF-032

**\$15.00**



### Safety Wire Drill Fixture



If you're tired of breaking bit after bit trying to drill a safety wire hole in a bolt head, we have the solution for you!

CNC made from billet aluminum.

Safely allows you to drill safety wire tie holes in #10 through 5/8" bolts. Works on hex head or socket head capscrews. Includes 2 drill bits and 2 guide locks.

#SAF-QUA200-3055

**\$39.95**

## Cam Pliers & Fixture

### Cam Fastener Pliers

For inserting and removing the cam fastener from the grommet

#CAM-4P3

**\$45.00**



### Transfer Punch Set

Simple and effective way to mark the center of an existing hole onto a workpiece below. Perfect for the machinist or the sheet metal fabricator.

28 pc. set

#IST-250-028

**\$18.00**



### Grommet Crimp Tool

For 1/4 Turn Fasteners

#CAM-BPC-208-T

**\$16.00**



### Drill Fixture

For 1/4 Turn Fasteners  
Hole separations of .750" and 1.0" for small and large fasteners.

#CAM-3172

**\$60.00**



## Bell Housing Indicator



- Indicates total run-out of bell housing centerline to crank
- Eliminates pilot bushing, clutch engagement, shifting and transmission from bearing problems
- Will need to know your transmission application. For example: GM-Fine, GM-Coarse, Ford-Fine

**\$80.00** with indicator  
**\$59.00** w/o indicator

## Smart Level Pro 360

Sunlight viewable LCD, reads and displays a full 360° and has a hold button to freeze the display.



Series levels have an alternate zero setting feature. It also has a "V" groove in the bottom on its aluminum rails. Easily calibrated and has an auto shut-off feature. Use it for setting up trailing and control arm angles or spoiler angles. Many other uses.

Pro 360 reads .1°  
#SMA-PRO-360  
**\$230.00**

Pro 3600 reads .01°  
#SMA-PRO-3600  
**\$345.00**

## Dial Indicators

.001 graduations



1" Travel  
#IND-900-102  
**\$21.00**



2" Travel  
#IND-900-103  
**\$50.00 ea.**



2" Travel Big Face  
#IND-900-090  
**\$75.00**

## Manual Dial Calipers

### Features:

- Direct Reading to 0.001 on large clear dial
- Measuring face hardened, precision ground and micro lapped for absolute accuracy
- Adjusting slide for fine adjustment
- Made of Stainless Steel
- Satin chrome finish; Crisp engraved graduation
- Clamp for repetitive measuring
- Deluxe Case
- Accurate to 0.001 per 6"
- Covered rack



#PH2-920-216  
**\$25.00**

## Digital Dial Calipers

6" x .001 increments Inch/mm units



#PH2-920-296  
**\$50.00**

## Smart Tool Angle Finder



- Digitally reads all angles in degrees, % slope and pitch
- Beeps at level and plum
- Push button recalibration
- 6 1/2" Length

#SMA-505-1893  
**\$125.00**

## Ultrasonic Hardness Tester

### Non-Destructive!

The PHASE II ultrasonic hardness testers are capable of measuring the surface hardness of a broad variety of metals on flat, round, thin or large surfaces. Accurate measurements of steel, cast steel, alloy steel, gray cast iron, cast iron, cast aluminum alloy, brass, bronze and copper are easily attained with this compact instrument.

- Meets ASTM A1038-05 specifications.
- Easy to read menu operation
- Large LCD Display with backlight
- USB interface
- Custom carry case
- Battery charger



#PH2-MET-U1  
**\$4495.00**

## Ultrasonic Thickness Gauge



The use of Ultrasonic non-destructive testing (NDT) to check material properties and the ability to gauge thickness measurement without requiring access to both sides of the test piece. Metals, plastics, ceramics, glass and other materials can easily be measured by portable ultrasonic thickness gauges with a common accuracy of .001".

- Custom carry case
- Certificate of calibration
- Operation manual



#PH2-UTG-2000  
**\$895.00**

## Magnetic Heater



Heats oil in lines, filter, and oil pan before starting engine. Many other uses.

3 3/4" x 2 1/4"  
110V/200 W  
300°-400°F

**#MAG-1153**  
**\$40.00**

5" x 4"  
110V/300 W  
300°-400°F

**#MAG-1160**  
**\$60.00**

## Silicone Heating Pad



4" x 5" pad heats oil tank, filter, and oil pan before starting engine. Many other uses. 6ft cord. 120V 250 Watt / 250°F

**#MAG-24250**  
**\$47.50**

## SD-20 Cleaner Degreaser

Finally a cleaner that takes tire rubber off without smearing!

Ever tried cleaning tire rubber off your race car with brake cleaner? Makes a nasty mess. This product is used by the Cup teams to clean tire rubber, oil and grease from their cars without the mess!

Try it once and you'll never use anything else!

18 oz. Aerosol Can

**#ISC-SD-20**  
**\$4.50**

Case of 12 Cans  
**#ISC-SD-20-CASE**  
**\$48.60**

Gallon

**#ISC-SD20G**  
**\$11.00**



## Brake Fluid

Hi-Temp 570° comes in convenient 12 ounce containers hermetically sealed to guarantee against unwanted absorption of moisture which can drastically lower the fluids boiling point (fluid from larger containers tends to become contaminated with moisture, lowering its boiling point and making it unsuitable for racing applications).

12 oz. bottle  
**#IS5-290-0632**  
**\$5.00**

Case of 6  
**#IS5-290-0632-6PK**  
**\$27.00**



## Hood Pin Hardware



Hood Pin




Plate



Clip



Sleeve



24" Cable

Part No.	Description	Price
HOD-1002	2" length 3/8" dia. Steel Hood Pins	\$2.50 ea.
HOD-1003	3" length 3/8" dia. Steel Hood Pins	\$2.50 ea.
HOD-1004	4" length 3/8" dia. Steel Hood Pins	\$2.50 ea.
HOD-1005	5" length 3/8" dia. Steel Hood Pins	\$2.50 ea.
HOD-5001	3/8" Steel Hood Pin Plates	\$1.25 ea.
HOD-3001	Clip	\$1.00 ea.
HOD-6001	3/8" threaded sleeve 3/4" long (bosses)	\$1.75 ea.
HOD-2001	24" Cable	\$2.50 ea.

## Hood Pin Plate Dimpler

Recess your hood for 1 5/8" O.D. hood pin plates with 3/8" I.D.

**#HOD-4001**  
**\$32.00 set**



## Books

### Metal Fabricating Books

By Ron Fournier

A must for any metal fabricating shop.

Sheet Metal Handbook  
**#BKS-HP575**  
**\$15.00 ea.**

Metal Fabricator's Handbook  
**#BKS-HP709**  
**\$15.00 ea.**



### National Speedway Directory

The book lists detailed information including the phone numbers, addresses, exact directions, nights of operation and type of racing.

**#BKS-SP99**  
**\$7.00**



### How to Become a Winning Crew Chief By Larry McReynolds

**#BKS-1893618471**  
**\$20.00**



## Braided Hose Cutter

Cuts every strand neatly. No more frayed ends. Cutter also indents ends, making it very easy to get the fitting on. Cuts up to #16 hose.



#BRA-63041  
**\$110.00**

Replacement Blades  
#BRA-63081  
**\$94.00**

## X-Flex Racers Tape



BOX OF 6  
**\$110.00**

X-Flex aluminum reinforced racers tape is the strongest, most durable tape available for patching a wrecked race car on pit road. Used by many NASCAR and ARCA teams. Track tested and crew chief approved. Standard colors black, white & silver. Custom colors also available. Each box contains 6 sheets 11" X 29 1/2" 1947 sq. in.

## 5 Pc. AN Wrench Set



Anodized Aluminum Wrenches  
#6 thru #16  
#1ST-19000  
**\$74.95**

## Threaded Inserts

Make your own lightweight tie rods & struts with these threaded inserts. 4 sizes available. Made in the USA.




Part No.	Desc	Fits Tube Size	Price
AUR-662	1/2-20	1" x .095	<b>\$3.75 ea.</b>
AUR-663	5/8-18	1" x .095	<b>\$3.75 ea.</b>
AUR-664	5/8-18	1 1/4" x .095	<b>\$5.50 ea.</b>
AUR-665	1/2-13	1 1/4" x .095	<b>\$5.50 ea.</b>

## Chassis Fabrication Equipment



- Fixture any type of equipment you want to repair, modify or duplicate with extreme accuracy
- Standardized bolt spacing for easy interchange of accessories
- Hot Rod Chassis, Race Cars, 4x4's, Unijig can handle whatever you build or bend
- Unijig has a built in leveling system for installation on uneven floors.
- Unijig can be outfitted for stock full frame cars, with repeatability reaching far beyond collision repair equipment capabilities.
- Update your present chassis, manufacturers are always re-designing and improving their products. Unijig will allow you to build the latest geometry into your older chassis.
- Delivery and set-up training available.
- Precious shop space is utilized with Unijig. When not in use as a chassis jig, tubing benders, bead rollers, bench vices, engine cradles all can be bolted to the jig making a solid workplace for awkward tasks.
- Factory support services available.

## Measuring System



3-AXIS MEASURING SYSTEM includes Grid decal & Caliper set

Part No.	Description	Price
DCS-7236DP-18303D	MEASURING SYSTEM	<b>\$369.95 ea.</b>
DCS-736-3DP	MEASURING GRID DECAL	<b>\$239.95 ea.</b>
DCS-1830-3D	CALIPER W/2 BEAMS	<b>\$169.95 ea.</b>

Part No.	Description	Price
DCS-1252-3R	12'3 RAIL UNIJOIG	<b>\$6,195.00 ea.</b>
DCS-1252-4R	12'4 RAIL UNIJOIG	<b>\$6,566.00 ea.</b>
DCS-1652-3R	16'3 RAIL UNIJOIG	<b>\$7,295.00 ea.</b>
DCS-1652-4R	16'4 RAIL UNIJOIG	<b>\$7,575.00 ea.</b>
DCS-1652-5R	16'5 RAIL UNIJOIG	<b>\$7,769.00 ea.</b>

# Aurora Rod Ends



**Authorized Dealer**

We offer the full line of Aurora products. If you have a special need, call for more information.

Rod End Male		Rod End Female		Ball Bore	Thread SAE	Radial Static Load Capacity lbs.	Price
R.H.	L.H.	R.H.	L.H.				
<b>General Purpose</b>				<b>Body</b> - Carbon steel protective coated for corrosion resistance. <b>Ball</b> - Sintered steel, heat treated, oil impregnated. <b>PTFE</b> - Liner for self-lubricating surface for ball to ride on.		"C" Series is a 2 piece rod end (Body & Ball) for general purposes "V" Series is a 3 piece rod end (Body, Ball & PTFE liner) for general purposes	
CM-3	CB-3	CW-3	CG-3	3/16	10-32	1,170	\$4.25
CM-4	CB-4	CW-4	CG-4	1/4	1/4-28	2,157	\$4.75
VCM-5	VCB-5	VCW-5	VCG-5	5/16	5/16-24	2,750	\$5.25
VCM-6	VCB-6	VCW-6	VCG-6	3/8	3/8-24	3,308	\$6.25
VCM-7	VCB-7	VCW-7	VCG-7	7/16	7/16-20	4,454	\$7.75
VCM-8	VCB-8	VCW-8	VCG-8	1/2	1/2-20	7,409	\$9.25
VCM-10	VCB-10	VCW-10	VCG-10	5/8	5/8-18	8,424	\$12.75
VCM-12	VCB-12	VCW-12	VCG-12	3/4	3/4-16	12,448	\$16.00
CM-3S	CB-3S	CW-3S	CG-3S		10-32		\$4.75
CM-4S	CB-4S	CW-4S	CG-4S		1/4-28		\$5.75
CM-5S	CB-5S	CW-5S	CG-5S		5/16-24		\$6.50
CM-6S	CB-6S	CW-6S	CG-6S		3/8-24		\$7.25
<b>Precision</b>				<b>Body</b> - Carbon steel protective coated for corrosion resistance. <b>Race</b> - Carbon steel, protective coated for corrosion resistance. <b>Ball</b> - Alloy steel, heat treated, hard chrome plated.			
MM-4	MB-4	MW-4	MG-4	1/4	1/4-28	2,158	\$7.00
MM-5	MB-5	MW-5	MG-5	5/16	5/16-24	2,784	\$8.00
MM-6Y	MB-6Y	MW-6	MG-6	3/8	3/8-24	3,915	\$9.50
MM-7Y	MB-7Y	MW-7	MG-7	7/16	7/16-20	4,218	\$10.50
MM-8Y	MB-8Y	MW-8	MG-8	1/2	1/2-20	6,660	\$12.75
MM-10Y	MB-10Y			5/8	5/8-18	7,364	\$18.25
MM-12Y	MB-12Y			3/4	3/4-16	11,518	\$22.50
<b>High Performance</b>				<b>Body</b> - Alloy steel, heat treated, protective coated for corrosion resistance. <b>Race</b> - Alloy steel, heat treated protective coated for corrosion resistance. (Carbon steel with PTFE liners). <b>Ball</b> - Alloy steel, heat treated, hard chrome plated.		High Performance/High Strength Alloy - Precision Heavy Duty Shank (PTFE Liners Available)	
XM-4	XB-4			1/4	5/16-24	3,467	\$11.00
XM-5	XB-5			5/16	3/8-24	5,323	\$12.75
XM-6	XB-6			3/8	7/16-20	7,180	\$15.50
XM-7	XB-7			7/16	1/2-20	9,620	\$18.25
XM-8T	XB-8T			1/2	5/8-18	12,807	\$23.00
XM-10T	XB-10T			5/8	3/4-16	16,565	\$30.00
<b>High Strength Alloy</b>				<b>Body</b> - Alloy steel, heat treated, protective coated for corrosion resistance. <b>Race</b> - Alloy steel, heat treated, protective coated for corrosion resistance (Carbon steel with PTFE liners). <b>Ball</b> - Alloy steel, heat treated, hard chrome plated.		PTFE Liners Available	
AM-8T	AB-8T	AW-8T	AG-8T	1/2	1/2-20	16,238	\$30.00
AM-10T	AB-10T			5/8	5/8-18	17,955	\$40.00
AM-12T	AB-12T			3/4	3/4-16	28,081	\$52.50

## Jam Nuts



Size	Right Hand	Left Hand
1/4	\$0.20	\$0.45
5/16	\$0.20	\$0.45
3/8	\$0.25	\$0.50
7/16	\$0.35	\$0.60
1/2	\$0.50	\$0.60
5/8	\$0.60	\$0.85
3/4	\$0.75	\$1.00

## Rod End Taps

Size	Right Hand	Left Hand
10-32	\$8.00	\$10.00
1/4-28	\$4.00	\$5.00
5/16-24	\$4.00	\$5.50
3/8-24	\$5.00	\$8.00
7/16-20	\$8.00	\$10.00
1/2-20	\$9.00	\$11.50
5/8-18	\$12.50	\$20.00
3/4-16	\$17.00	\$25.00



## Steering Shaft Support

Made .007" oversized especially for 3/4" steering shaft

No need to grind out standard rod end or sand down shaft

Threaded 3/4-16 R.H

**#AUR-CM12-12**  
**\$18.00**



## Jack Bolt Tap & Die

These 1 1/8"-12 hard to find taps and dies are used for chasing threads on jack bolts and jack bolt sleeves used on most stock cars.

**Tap**  
**#TAP-4489373**  
**\$35.00 ea.**

**Die**  
**#TAP-88438155**  
**\$40.00 ea.**



# ISI Air Over Hydraulic Tubing Bender



Bends 3/4" thru 1 3/4" O.D. Tubing (Not for EMT)

This specially designed bender makes accurate, smooth bends without kinking, wrinkling or crushing. One forward stroke of the ram makes a full 90° bend (bending action work-hardens the tubing for even greater strength at the bend).

Unit will make bends in steel tubing up to .125 wall and chromoly (4130) up to .058 wall.

Air operated...develops up to 10,000 psi and has a hydraulic overload valve. Operates at 50 to 120 psi to provide instant controlled action and keeps pressure until released.

Complete units in stock...Fully portable.

Manufactured by Irvan-Smith, Inc. and Made in USA

Tubing O.D. Size	Shoe Radius	Price
3/4"	3-27/64"	\$200.00
7/8"	3-27/64"	\$210.00
1"	4-5/16"	\$210.00
1-1/8"	4-5/16"	\$225.00
1-1/4"	5-5/8"	\$250.00
1-3/8"	5-5/8"	\$325.00
1-1/2"	7-3/16"	\$340.00
1-5/8"	7-3/16"	\$360.00
1-3/4"	8-1/32"	\$370.00
1-7/8"	8-1/32"	\$400.00
2"	8-1/32"	\$420.00

**#IS2-01-TB**  
**\$1295.00**

**Tubing Bender with pump and one shoe set**  
(your choice of size up to 1 3/4")

Complete set Includes: Shoe, Follow Bar, and Saddle (Individual shoes, follow bars or saddles also sold separately)

## Budget Bender

Manual Hydraulic Tubing Bender



**Features:**

- Portable & Affordable
- Bender frame made of welded steel
- Die shoe made of solid cast aluminum
- Pre-Assembled in a self contained package that weighs less than 50 lbs
- 8-ton jack does the bending for you

**#IS2-MB-01**  
**\$509.00**


Includes bender and 1 shoe size

Tube Size	Bend Radius	6 die shoe sizes available
1 3/4"	7" radius	<b>Additional shoe sets \$244.00 ea.</b>
1 5/8"	7" radius	
1 1/2"	7" radius	
1 3/8"	5" radius	
1 1/4"	5" radius	
1"	5" radius	

## 3/4" Tubing Bender

Williams LOWBUCK® TOOLS

For SQUARE OR ROUND Tubing



The Lowbuck Tube Bender will bend 3/4" or smaller SQUARE or ROUND tubing in a 3 inch radius, a complete 180° in a matter of seconds. It will bend mild steel, 4130 chromoly, stainless or aluminum. This machine is cad plated...just bolt it to your workbench and go for it!

**#LOW-L34TB**  
**\$155.00**

## HYBEND Tubing Bender

Production Quality Hydraulic Bender

If you have been looking for a production hydraulic bender, this is it. It is a HIGH quality bender for the serious professional. Completely hand fabricated from solid plate and tubular steel. Capable of bending round or square tubing, and solid round, square, flat and 1/2" bar stock.

The bender is self contained 110V AC, 1-1/2 H.P. 4 ton hydraulic - all built on a caster mounted base with a storage shelf for accessories. Bending capacity is from 1/2" OD x 2" radius to 2" O.D. x 6" radius with optional (Hossfeld) die sets. Bends to 180°. Bender base and frame work are un-painted steel. Dimensions are 38" high x 34" long x 24" wide. Shipping weight: 350 lbs.

Base Bender (with NO dies)  
**#IS2-HB-01 \$3050.00**

Size x Radius	Min Tube Wall	Size x Radius	Min Tube Wall
1/2" x 2" R	.049" min wall	3/8" x 5" R	.065" min wall
3/4" x 2" R	.049" min wall	1-1/2" x 5" R	.083" min wall
7/8" x 3" R	.049" min wall	1-5/8" x 6" R	.083" min wall
1" x 3" R	.049" min wall	1-3/4" x 6" R	.083" min wall
1-1/8" x 3" R	.065" min wall	1-7/8" x 6" R	.095" min wall
1-1/4" x 4-1/2" R	.065" min wall	2" x 6" R	.125" min wall

**Tubing Die Sets (3-piece) - Call for Current Prices - Allow 2-3 weeks delivery**

Other sizes and radii available

**TRUCK FREIGHT ONLY**



Comes unpainted

**Order Online 24/7**

email: [info@irvansmith.com](mailto:info@irvansmith.com)

TUBING BENDERS

# TUBE SHARK Tubing Bender



Bender in working position



Bender folded for portability



SharkPool Combo Bender

*Tube Shark*

**Bender with Pneumatic Pump Power Unit**  
**#IS2-TSA-2-1-0002**  
**\$3600.00**  
 (Die sets not included)

**Bender with Commercial Electric/Hydraulic Power Unit**  
**#IS2-TSA-2-1-0003**  
**\$5740.00**  
 (Die sets not included)

**SharkPool Combines TubeShark Bender & Notcher on Rolling Bench**  
**#IS2-TSA-2-1-0006**  
**\$6990.00**  
 (Die sets not included)

**Bender Specifications**

- Produces bends up to 180°
- Collapses in seconds and rolls away for easy storage
- Top quality American components
- Dies CNC machined from 6061 aluminum billet and hard anodized
- Bends round & square tube, bar stock and pipe (with correct die set)
- Bending capacity 1/2" to 2" OD
- Choice of foot controlled air pump or hand controlled unit
- Unique collapsing design provides a sturdy working platform
- Many options available to tailor the bender to your needs
- Optional custom dies available
- Accurate to within 1/4°
- Hydraulic powered

**Round Tubing Bending Die/Shoe Sets (Complete 3 Piece Set)**

Part No.	Description	Price
IS2-TSTA-2-1-0003	2" OD on 8"R	\$655.00
IS2-TSTA-2-1-0001	2" OD on 6"R	\$488.00
IS2-TSTA-2-1-0007	1 3/4" OD on 8"R	\$655.00
IS2-TSTA-2-1-0005	1 3/4" OD on 6"R	\$488.00
IS2-TSTA-2-1-0004	1 3/4" OD on 5"R	\$462.00
IS2-TSTA-2-1-0012	1 5/8" OD on 8"R	\$655.00
IS2-TSTA-2-1-0010	1 5/8" OD on 6"R	\$488.00
IS2-TSTA-2-1-0009	1 5/8" OD on 5"R	\$462.00
IS2-TSTA-2-1-0018	1 1/2" OD on 8"R	\$655.00
IS2-TSTA-2-1-0016	1 1/2" OD on 6"R	\$488.00
IS2-TSTA-2-1-0015	1 1/2" OD on 5"R	\$462.00
IS2-TSTA-2-1-0014	1 1/2" OD on 4"R	\$422.00
IS2-TSTA-2-1-0022	1 3/8" OD on 6"R	\$484.00
IS2-TSTA-2-1-0021	1 3/8" OD on 5"R	\$458.00
IS2-TSTA-2-1-0020	1 3/8" OD on 4"R	\$422.00
IS2-TSTA-2-1-0028	1 1/4" OD on 6"R	\$484.00
IS2-TSTA-2-1-0027	1 1/4" OD on 5"R	\$458.00
IS2-TSTA-2-1-0026	1 1/4" OD on 4"R	\$422.00
IS2-TSTA-2-1-0034	1" & 7/8" OD on 6"R	\$497.00
IS2-TSTA-2-1-0033	1" & 7/8" OD on 5"R	\$471.00
IS2-TSTA-2-1-0032	1" & 7/8" OD on 4"R	\$461.00
IS2-TSTA-2-1-0031	1" & 7/8" OD on 3"R	\$455.00
IS2-TSTA-2-1-0038	3/4" & 1/2" OD on 4"R	\$461.00
IS2-TSTA-2-1-0037	3/4" & 1/2" OD on 3"R	\$455.00

**Die Sets Sold Separately**  
 Other Die Sets available including:

- Round Tubing Dies
- Square Tubing Dies
- Pipe Dies

**TRUCK FREIGHT ONLY**

# ERCOLINA Super Bender Racing Kit

## Electric Over Hydraulic

**Specifications:**

Bends without an internal mandrel  
 Bending Angle degree from 0-180  
 Maximum bending radius 11.5" centerline  
 1 speed operation  
 Motor: 1500 watt  
 Electric: 110V 1Ph 50/60 hz  
 Dimensions: 23 1/2"L x 10" W x 35 1/2" H

**Standard Equipment:**

Digital numeric control  
 Equipped with a 1.8" and a 2" drive shaft for different tooling  
 New Automatic release system for faster operation timing  
 Overload protection system with warning light  
 Emergency Stop Button  
 Built-in wheels and extractable handle for easy mobility

**Capacities:**

Pipe 1/4" to 1 1/2" (sch 40 grade A53 mild steel)  
 Tube 1/4" to 2" O.D.  
 Flat 1/8" x 3/8" to 3/8" x 1 7/8"  
 Square Tube 3/8" x 3/8" to 1 1/2" x 1 1/2"  
 Solid Round 1/4" to 1 1/4" mild steel  
 Solid Square 1/4" x 1/4" to 1" x 1"



**TRUCK FREIGHT ONLY**

**Racing Kit Includes:**

- |                |  |
|----------------|--|
| 060A           | Super Bender machine 110V 1 Ph   |
| 153R67-3/4"    | Steel Former for 3/4" tube with a .049 wall or greater at a 2.6" CLR   |
| 154-3/4"       | Brass counterbending die for 3/4" tube                                 |
| 153R67-7/8"    | Steel former for 7/8" tube with a .049 wall or greater at a 2.6" CLR   |
| 154-7/8"       | Brass counterbending die for 7/8" tube                                 |
| 153R82-1"      | Steel former for 1" tube with a .049 wall or greater at a 3.2" CLR     |
| 154-1"         | Brass counterbending die for 1" tube                                   |
| 153R112-1 1/4" | Steel former for 1 1/4" tube with a .049 wall or greater at a 4.4" CLR |
| 154-1 1/4"     | Brass counterbending die for 1 1/4" tube                               |
| 153R150-1 1/2" | Steel former for 1 1/2" tube with a .049 wall or greater at a 5.9" CLR |
| 154-1 1/2"     | Brass counterbending die for 1 1/2" tube                               |
| 153R170-1 3/4" | Steel former for 1 3/4" tube with a .065 wall or greater at a 6.6" CLR |
| 154-1 3/4"     | Brass counterbending die for 1 3/4" tube                               |

**Super Bender Racing Kit**  
**#IS2-MAC-0K60T**  
**\$10,100.00**

## Tubing Notcher

The Williams Lowbuck Tubing Notcher is a must for any shop working with round tubing. In less than six seconds you can fish-mouth the end of a tube so it can be perfectly butted with another for welding. Cuts are clean and precise, requiring no grinding or guesswork.


Notchers are available with 4 sizes of cutters. Each size will notch various diameters of tubing without changing cutters. By swapping interchangeable cutters, one notcher will handle tubing from 1-inch to 2 1/2-inches. For 90° joints, take a full bite from each side of the tubing. For angles down to 60°, take a large bite from one side and a small bite from the other. For joints less than 60°, cut the tube at an angle and notch the sharp edge only.

These notchers are made of top quality materials and are designed to last a lifetime. The cutting edges are case hardened to 62 rockwell, so they need no resharping. The unit comes cad plated, fully assembled, and is designed to bolt to the side of your workbench. Extra Interchangeable cutters are available.

**Capacities:** .125 wall mild steel or 4130 and up to schedule 40 pipe.

Part No.	Size #	Description	Price
LOW-1-TN	#1	1" to 1 1/4"	\$325.00
LOW-2-TN	#2	1 1/4" to 1 7/8"	\$325.00
LOW-3-TN	#3	2" to 2 1/2" tubing or fence pipe notcher, not for schedule 40	\$325.00
LOW-4-TN	#4	1 3/8", 1 5/8", 1 7/8" fence pipe notcher, including schedule 40	\$325.00
		Additional cutter sets (in above sizes)	\$120.00
		Cutter Die Only (Measure Diameter of Die Before Ordering)	\$29.00

Williams  
**LOWBUCK® TOOLS**




Replacement Parts available.  
Patented in US and Canada

## PIPEMASTER - Tube Fitting Tools

A must for working with tubing!

The easiest & quickest way to fit tubes for welding. Place the tool at the joint and it takes the exact shape needed. Slide the tool over the tube and mark the shape of the joint for accurate notching.



Part No.	Size/Description	Price
PMT-P-T075	3/4"	\$37.00
PMT-P-T0875	7/8"	\$38.00
PMT-P-T100	1"	\$39.00
PMT-P-T1125	1 1/8"	\$40.00
PMT-P-T125	1 1/4"	\$41.00
PMT-P-T1375	1 3/8"	\$46.00
PMT-P-T150	1 1/2"	\$47.00
PMT-P-T1625	1 5/8"	\$46.00
PMT-P-T175	1 3/4"	\$51.00
PMT-P-T1KITCU	Pipemaster Kit w/ case (1", 1 1/4", 1 1/2", 1 3/4")	\$179.95



Buy them individually  
or as a kit!

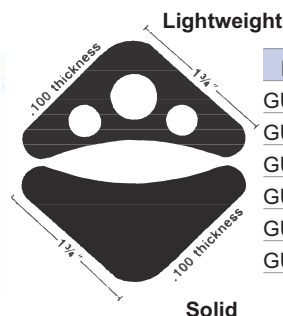
## Triple Head Tube Bender

Awesome Quality - The 370-FH by Imperial enables you to make smooth, tight-radius 180° bends with ease. Lightweight die-cast aluminum with cushion grips for comfort and ease of use. Calibrated markings for making accurate left-hand, right-hand, and offset bends with 3/16", 1/4", 3/8" and 1/2" tubing. Made in the USA.



#IS2-370-FH  
**\$49.95**

## Gussets



Part No.	Description	Price
GUS-LW-025	25 Lightweight	\$4.00
GUS-LW-050	50 Lightweight	\$7.50
GUS-LW-100	100 Lightweight	\$12.00
GUS-SD-025	25 Solid	\$4.00
GUS-SD-050	50 Solid	\$7.50
GUS-SD-100	100 Solid	\$12.00

TUBING NOTCHERS

## BLAST-IT-ALL Bead Blast Cabinets & Accessories

**BLAST-IT-ALL**

BLAST-IT-ALL blasting cabinets feature high-tech and innovative designs for cleaning, finishing and peening for complete surface preparations. They are engineered for operator comfort and efficiency, and are cost effective by decreasing production costs and increasing production rates. BLAST-IT-ALL cabinets are constructed of the highest quality materials with large, double-walled doors for a quieter working area. Included in these systems are a moisture separator, pressure regulator, gauge, and blow off gun. Its efficient reclaim system cleans and separates media for reuse. BLAST-IT-ALL cabinets also meet OSHA and CSA safety and noise requirements.

### Little Blaster

Part Number	Description	Price
LB4024	40" W X 24" D X 24" H	\$1,450.00
LB4024SP	40" W X 24" D X 24" H (Steel Shot Peener)	\$3,800.00
LB42240S	42" W X 24" D X 24" H (Oyster Shell Opening)	\$1,550.00
LB4824	48" W X 24" D X 24" H	\$1,650.00

\* Above models come with dust collectors

\* Optional reclaimers available



### Blast-It-All

Part Number	Description	Price
3636-7	36" W X 36" D X 40" H	\$3,400.00
4426-7	44" W X 26" D X 32" H	\$3,100.00
4836-7	48" W X 36" D X 34" H	\$3,550.00
4848-7	48" W X 48" D X 36" H	\$3,980.00
6048-7	60" W X 48" D X 42" H	\$4,600.00

The above models come with 700 CFM reclaimers and dust bag

Optional industrial type dust collectors available

**Media Reclaimer:** An efficient reclaimer is not only designed to draw the media from the cabinet but also to remove the contaminants, dust, and fines from the media so that it can be efficiently reused. All spent media and contaminants are pneumatically pulled tangentially into the cyclone and they centrifugally separate the reusable media from the dust and foreign materials. The heavy contaminants are separated with a filter screen prior to collecting the reusable media into the storage section. The fine dust is pulled from the center of the cyclone separator into the dust collector. BLAST-IT-ALL media reclaimers are adjustable so that fine, medium or coarse media/abrasives can be used.



**NOTE:** We offer a full line of Blast-It-All Cabinets and parts. Plastic media paint stripping rooms available. If you have a specific need or don't quite see what you want, give us a call, we'll be glad to help.

### Replacement Gloves



Replace those blaster gloves with holes in them.

**8" x 27" Replacement Gloves**  
**#BLA-22-077 Left Glove**  
**#BLA-22-078 Right Glove**  
**\$14.00 ea.**

### Blast Media



**Media:** Most any media/abrasives can be used in BLAST-IT-ALL cabinets depending on the applications and/or options and accessories chosen. Different abrasive would be selected for cleaning, stripping, finishing, deburring, peening, shotblasting, stress relieving, or sealing porosity.  
**50lb. Bags**

Part No.	Description	Price
BLA-G-10	FINE GLASS BEAD	\$40.00
BLA-G-4	X-COARSE GLASS BEAD	\$40.00
BLA-G-6	COARSE GLASS BEAD	\$40.00
BLA-G-8	MEDIUM GLASS BEAD	\$40.00

**SAND BLASTERS**

# PIT WAGON SPINDLE KITS

## Standard Front Spindle Kit



3/4" Spindle Shaft  
Rear Axle Not Included  
**#IS6-STD-002**  
**\$215.00**

## Heavy Duty Front & Rear Spindle Kit



1" spindle shaft, tapered roller bearings & high speed hubs.  
**#IS6-HD-001**  
**\$325.00**

## Heavy Duty 4 Wheel Steer Spindle Kit



Same as Heavy Duty Spindle Kit but allows for steering the front and rear of your wagon or cart.  
**#IS6-HD-004**  
**\$450.00**

# Pit Wagon Accessories



## Trigger Latches

Die Cast Zinc latches available with black powder coating or chrome  
Requires 1" x 3-3/8" cut out.

Part No	Description	Price
IS5-C2-33-15	Black Powder Coated Latch	\$10.00 ea.
IS5-C2-33-11	Chrome Latch	\$14.00 ea.
IS5-C2-33-25-3	Latch w/ Locks	\$17.00 ea.

## Door Socket & Plunger

Handle holder for securing the handle to your pit cart, trailer door, or anything else that needs to be held solid.

Part No.	Description	Price
IS5-PDH-318-PC	Powder Coated Door Plunger	\$7.00 ea.
IS5-PDH-101	Rubber Insert	\$5.00 ea.
IS5-PDH-100-PC	Powder Coated Plunger Socket	\$5.00 ea.



## D-Ring Round Stainless Steel Latch

Measures 4-3/4" Diameter, the bolt pattern is 3" X 3" and the reach is approx. 1".  
**#IS5-AH-100-S-SS**  
**\$35.00**



## Nylon Plunger Socket

Used with Stainless Steel Plunger (sold separately) for holding up pit wagon handles.

**#IS5-AH-38-SOCKET**  
**\$5.00**



## Handle Plunger

2 1/2" Stainless Steel Plunger. Mainly used for holding up pit wagon handles along with the Nylon Socket (sold separately).

**#IS5-AH-38-2-5-SS**  
**\$8.00**



## Piano Hinge - Aluminum

1-1/2" open width  
3/4" Flange  
16 ga.  
1/2" Knuckle  
1/8" Pin  
\$1.50 per ft  
Comes in 8 ft. lengths but must be cut to ship UPS.

**#IS5-MA06202496**  
**\$12.00** per 8ft stick



## Flush Folding T-Handle Latch

Rectangular, Stainless Steel, Flush T-Handle Latch. Maximum reach is approx. 1-1/4" with adjustable cam (sold separately).

**#IS5-AH-479-S-SS**  
**\$21.00**



## Cam

Heavy-duty Zinc Plated Adjustable Cam for use with the Stainless Steel Folding T-Handle Latch

**#IS5-AH-5559**  
**\$2.50**



## Mini Butt Hinge

Chrome, lightweight, with flush, diecast hinge.

**#IS5-AH-4-3**  
**\$6.00**



## Handle Grips

1" ID x 4 5/8" long for Spindle Kit Handles

**#IS4-HG-RG1-0B**  
**\$2.00** ea.

7/8" ID x 4 5/8" long for Brake Kit Handles

**#IS4-HG-RG7-8B**  
**\$2.00** ea.



## Handle Clip

Replacement Handle Clip for Irvan-Smith, Inc. Pit Wagons

**#IS5-HC-1**  
**\$2.00**



PIT WAGON DIY

# Tires, Wheels & Accessories

## Pit Wagon Tires & Wheels

Steel 4 hole wheel & tire used on our pit wagons and with our HD front and rear spindle kits.  
6-Ply 16.6" O.D. 745 lb. capacity each  
**#MAR-DM408C-4I**  
**\$40.00 ea.**



## Polished Aluminum Tires & Wheels for Pit Wagons

Polished aluminum 4 hole wheels with tire, lug bolts and chrome center cap.  
**Tire, Wheel, Bolts & Cap**  
**#MAR-AW-WT**  
**\$140.00 ea.**  
Wheel Only  
**#MAR-AW-NT \$110.00 ea.**  
Chrome Center Cap  
**#MAR-AW-CC \$5.00 ea.**  
Chrome Wheel Bolts  
**#MAR-AW-WB \$2.00 ea.**

## Wheel Covers & Inserts

Separate stainless steel covers and multiple color inserts are available to fit our 4 hole tire and wheel.  
Cover **#MAR-SS-1**  
**\$15.00 ea.**  
Color Inserts **#MAR-SS-2**  
**\$5.00 ea.**  
(Specify Color: red, black, white)



## Air Inflated Tire & Wheel

Used on Pit Carts, Standard Spindle Kits, Etc.  
Replacement Tire and Tube Available



Part #	Size	Ply	Weight Cap.	O.D.	Price
Available in 3/8"-3/4" Ball Bearings - Please Specify					
MAR-354DC	410/350-4	2	250 lbs.	10.6"	\$21.00
MAR-354DB	410/350-4	4	390 lbs.	10.6"	\$27.50
Available in 3/4" Open Cage Roller Bearing					
MAR-356DB	410/350-6	4	495 lbs.	12.6"	\$45.00
MAR-409DC3-WRB	480-8	6	760 lbs.	16.6"	\$45.00



Rigid

Swivel

## Plate-Type Caster Tire


Air Inflated  
Top Plate on Rigid: 4" x 5.5"  
Top Plate on Swivel: 4" x 4.5"  
Replacement Tires and Tubes available

Part #	Size	Ht.	Weight Cap.	Type	Price
MAR-354FR-4	410/350-4	11 9/16"	250 lbs.	Rigid	\$45.00
MAR-354FS-4	410/350-4	11 9/16"	250 lbs.	Swivel	\$50.00

## Solid Plate Type Caster Tire

Phenolic Wheel  
Top Plate: 4" x 4.5"

Part #	Size	Ht	Weight Cap.	Type	Price
MAR-4-4108-338	4 x 2	5 5/8"	750 lbs.	Rigid	\$17.50
MAR-4-4109-338	4 x 2	5 5/8"	750 lbs.	Swivel	\$22.50
MAR-4-6108-338	6 x 2	7 1/2"	900 lbs.	Rigid	\$20.00
MAR-4-6109-338	6 x 2	7 1/2"	900 lbs.	Swivel	\$25.00



Rigid

Swivel

## Air Inflated Tire and Spoked Wheel

Used on carts etc. needing high wheels  
Size 20" x 2.125" - Stud Tread  
Hub Bore: 5/8" or 3/4" ball bearing  
Hub Length - 3-7/16"  
Wt. Cap - 150 lbs.  
Replacement Tire and Tube available



**#SP20PSI-34BB**  
**\$45.00**

## Tire Bead Breaker

Works on 15" wheels. Can be modified for smaller wheels.

**#IST-TBB-01**  
**\$45.00**



TIRES/WHEELS

# PIT WAGONS

Irvan-Smith, Inc. is famous for manufacturing a full line of pit wagons with numerous options and features that are suited to a wide variety of racing.

**Standard Features for our wagons include:**

- Heavy 1/8" thick diamond plate top. Perfect for mounting a seat.
- Durable powder coated inner frame.
- Shelf floor made from strong .090 thick aluminum.

## Small Toolbox Pit Wagon

	L	W	H
Box	51"	34"	36"
Overall	79.5"	34"	54"
Toolbox Space	31.75"	23"	

Holds 2 nitrogen bottles



**TRUCK  
FREIGHT ONLY**

Wagon Only  
**#IS5-STBW-01**  
~~\$2575.00~~  
**NOW \$2300.00**

With Optional Toolbox  
 (Lista #LIS-ST750)  
~~\$3679.00~~  
**NOW \$3400.00**

Optional Side Skirts  
 and Rear Door  
**#IS5-STBW-88**  
**\$250.00**

Tool Box  
 Sold Separately  
**#LIS-ST750**  
**\$1137.38**

- Each door equipped with powder coated trigger latches.
- Doors and sides made from durable prepainted .040 aluminum with red, black, and white colors in stock. Other colors are available special order.
- Steering uses tie rods and individual pivots with built-in Ackerman geometry to make the wagon easy to pull and turn.

**CUSTOM WAGONS AVAILABLE...Call us with your specific needs!**

## Large Toolbox Pit Wagon

	L	W	H
Box	77"	34"	67"
Overall	79.5"	34"	71"
ToolBox Space	40.5"	42.25"	22.5"

Wagon Only  
**#IS5-LTBW-01**  
~~\$3895.00~~  
**NOW \$3500.00**  
 With Optional Toolbox  
 (Lista #LIS-HS600)  
~~\$4790.00~~  
**NOW \$4500.00**



**LOWER  
PRICES!**

Tool Box Sold  
 Separately  
**#LIS-HS600**  
**\$1008.00**

## U-Skin-It Pit Wagon



	L	W	H
Box	72"	32"	47"
Overall	79"	32"	51"

Can carry 2 nitrogen bottles. Rolling frame comes unpainted with heavy duty spindles and steering. Also includes weld-on panel fastener plates and instructions for floor pans and exterior panels and doors. (shipping weight 240 lbs.)

**#IS5-USW-01**  
**\$1150.00**

## Brake Kits for Pit Wagons



Ever had trouble stopping your heavy pit wagon? We have the solution! Our disc brake kit will give you the power to stop your wagon. Includes handle mounted master cylinder, 2 aluminum hubs with rotors, 2 aluminum calipers, 2 spindles with caliper mounts. Does not include brake lines.  
**#IS5-BRK-001**  
**\$875.00**

Optional Brake Line Kits  
**#IS5-BLK-65 \$97.50**

Brake Fluid  
 on Pg 19

## Bottom Frame

With heavy duty front and rear suspension  
 Overall Length 76 1/2"  
 Overall Width 34"

**#IS5-BF-01**  
**\$995.00**



**Build Your Own  
Wagon from the  
Frame Up!**

## Pit Wagon Cover



- Durable Vinyl
  - Zippers on all 4 corners
  - Cutout for steering wheels
  - Specify Color
- #IS5-LTBW-99**  
**\$400.00**



PIT WAGONS

## Pit Carts

### 3-Wheel Pit Cart

- 3 wheel, air inflated tires
- Lift off front wheel assembly for easy storage
- .090 aluminum floor pan
- 1" steel square tubing
- Powder coated frame
- Short turning radius
- Can hold 4 race tires (depending on make), several full size rear end gears or just about anything else you need to haul around the track.
- Optional removable side mounted gas can restraints
- (Can Be Shipped UPS - Oversize shipping charges apply.)

Inside measurements  
22"x54"x4.5"

Gas Can Restraint



- #IS4-PC-1** Cart without gas can restraints . **\$415.00**
- #IS4-PC-2** Cart with gas can restraints . . . . . **\$450.00**
- #IS4-PC-G** Gas Can Restraints (pair) . . . . . **\$32.50 pr.**

### 55 Gal. Drum Cart

- Easily carry up to 2 55 gallon drums
- Comes unpainted

**#IS4-PC-1-55**  
**\$450.00**

Inside dimensions  
24.5"x56"  
Load height 6.5" from ground



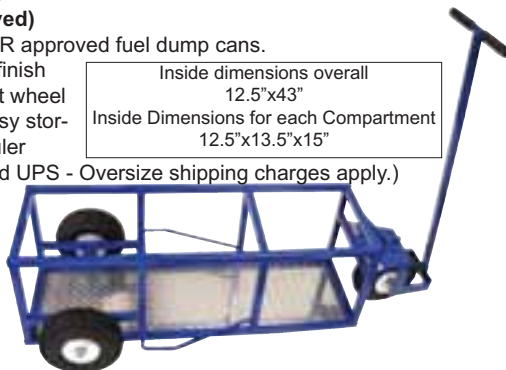
### Gas Cart

(NASCAR Approved)

- Holds 3 NASCAR approved fuel dump cans.
- Powder coated finish
- Removable front wheel assembly for easy storage on your hauler
- (Can Be Shipped UPS - Oversize shipping charges apply.)

Inside dimensions overall  
12.5"x43"  
Inside Dimensions for each Compartment  
12.5"x13.5"x15"

**#IS4-PC-3**  
**\$415.00**



### DIY Front Wheel Kit for Carts

Perfect for adding wheels to your electric generator or anything you need to make mobile.

Includes:

- Top plate & braces
- Front hoop
- 3/4" front axle and spacers
- Cotter pins & washers
- T-handle top
- 2 handle grips
- Uses tire part #354DC or #354DB (not included) located on page 25.



**#IS4-PC-1-K**  
**\$95.00**

## Tire Racks

### Tire Rack

- Holds up to 12 NASCAR Cup tires or 16 wheels
- Powder coated frame
- Optional nitrogen bottle rack available. Attaches to back of tire rack

**#IS4-TR-1**  
**\$425.00**

Overall dimensions  
92"L x 26" W x 59" H  
Height Approx. 72" with tires



**TRUCK FREIGHT ONLY**



Optional Storage Tray  
12x13.5x3  
**#IS4-TR-1-T**  
**\$50.00**



Optional Nitrogen Bottle Rack  
**#IS4-NB-1**  
**\$50.00**

### DIY Tire Rack Kit

Includes :

- 2 end frames (1 with t-handle)
- Handle pin & cable
- 2 handle grips
- 2 front caster plates
- 6 braces
- Rear axle with cotter pins & washers
- 2 #354FS-4 Swivel casters
- 2 #354DB tires z7 wheels and instructions
- You furnish 1 1/2" square tubing rails
- Welding required
- Can be shipped UPS



**#IS4-TR-1-UB**  
**\$300.00**


## Tire Carts

- Powder coated steel
- Air inflated tires
- Will transport 4 NASCAR Cup tires & wheels on any ground surface.
- Can be shipped UPS - Oversize charge added



**#IS4-TC-1**  
**\$395.00**

Can be used as a gas can carrier



**#IS4-TC-2**  
**\$445.00**

No Tip Cart -- no need to tip a stack of tires to get under them.

PIT CARTS

## ISI Bump Steer Gauge

Used by a majority of NASCAR Teams! Also for ASA, All Pro, Late Model, & Modified with independent suspension.



Bump steer in a race car should be minimized because it could fight everything that the driver is trying to accomplish with the steering wheel. In general, the rougher the track's surface, the more important it is to minimize bump steer.

This can be accomplished with our bump steer gauge. Comes complete with excellent instructions and aluminum storage box.

1" Travel Bump Steer Gauge  
#IS3-BS-1  
**\$425.00**

2" Travel Bump Steer Gauge  
#IS3-BS-2  
**\$495.00**

## Magnetic Bumpsteer Gauge



This unit works with two strong magnetic bases attaching to the frame rail.

Each base has a 1" dial indicator. The aluminum hub plate and scale fits many hub styles. Use your own floor jack. This unit stores in a small metal toolbox which is included.



#ORD-BSG  
**\$275.00**

## Knockdown Engine Lift

1200 lb. Long Reach Lift

The Irvan-Smith Knockdown Lift can be quickly taken apart, moved and assembled. Stores conveniently in your hauler. Used by NASCAR Cup teams. A must at the race track.



#ISE-1200  
**\$1029.95**

3 Ton Replacement Jack  
#ISE-4351  
**\$300.00**

## Dump Can Stand

- Holds dump cans upright
- Collapsible for easy storage
- Comes unpainted

Single Dump  
Can Stand  
#IS4-DCS-1  
**\$110.00**

Double Dump  
Can Stand  
#IS4-DCS-2  
**\$135.00**



## Fuel Transfer Pump

The Irvan-Smith air powered fuel transfer pump is an excellent alternative to dangerous 12V battery powered or 110V pumps.

- No more sparks
- Air operated
- Safe and efficient
- 13 GPM at 100 psi Max
- 6' suction lift
- Uses #8 braided hose
- Viton balls and Diaphragm
- Available with aluminum box and hose



#ISF-FP-60 Complete **\$750.00**  
#ISF-FP-55 W/O Box **\$675.00**  
#ISF-FP-50 W/O Hose **\$625.00**  
#ISF-FP-45 W/O Hose & Box **\$575.00**

## Ride Height Gauge

With the Quick Check Gauge you can easily and accurately measure all 4 corners of your race car without ever getting under the car.



9" Gauge **#ORD-900 \$125.00**  
15" Gauge **#ORD-1500 \$150.00**

## Race Jack & Accessories

### 3 Pump Race Jack

Do you still lug that heavy jack around? A three pump version for faster pit stops. Precision CNC machined from aircraft grade billet aluminum. Made in the USA by Brunnhoelzl.

Colors - Red, Black and Blue  
#ISJ-BRI-002  
**\$750.00**

### Dirt Skirt

Dirt skirt sold separately convert any Brunnhoelzl jack into a jack suitable for using on soft ground without sinking. Perfect for grassy or dirt pits.

#ISJ-BRI-185  
**\$79.95**

### Dirt Wings

Dirt Wings sold separately gives any Brunnhoelzl jack more stability.

#ISJ-BRI-184  
**\$54.95**



## Pop-Up Canopies

This lightweight canopy is easier to raise/lower and more durable than other more expensive canopies on the market.

### ECONOMY 10' x 10'

- Most Popular and Economical Shelters
- Lightweight Patented H/D Powder-Coated Rust Resistant Steel Frame

### ECONOMY TOP 10' x 10'

- 250 Denier Polyester Fabric
- Water Resistant, UV-Treated
- Available in Blue or White
- All canopies come with cover Bag, Stakes and Bungee Cords



Tired of Banging Your Head?  
High Enough To Handle Most Any Need



Patented Pull Pin Slider Action  
No Sticky Buttons To Push



Highly Advanced Reinforced Fiberglass Compound Pivots

#NSC-LG10 ECO 10' X 10' CANOPY **\$289.00**

## ALUMINUM CANOPY 10'X10', 10'X15', 10'X20'

- Anodized High Strength All Aluminum Construction
- Durable Reinforced Truss
- Lightweight and easy to carry
- 500 Denier Polyester Fabric
- Water Resistant, UV-Treated
- Available in Standard Colors: White, Red, Blue, Green, Yellow, & Black
- Available in Custom Colors
- Custom Graphics Available
- All canopies come with Cover Bag, Stakes and Bungee Cords

#NSC-TM10 ALU 10' X 10' CANOPY **\$495.00**

#NSC-TM15 ALU 10' X 15' CANOPY **\$675.00**

#NSC-TM20 ALU 10' X 20' CANOPY **\$850.00**



Opens and Closes Easily with 2 People

### STANDARD 10' x 15' & 10' x 20'

- With Powder-Coated Frame
- Heavy-duty Steel Construction
- Over 7.8ft. Canopy Clearance
- Durable, Reinforced Truss

### STANDARD TOP 10' x 15' & 10' x 20'

- 500 Denier Polyester Fabric
- Water Resistant, UV-Treated
- Available in Standard Colors: White, Red, Blue, Green, Yellow, & Black
- Available in Custom Colors
- Custom Graphics Available
- All canopies come with Cover Bag, Stakes and Bungee Cords

#NSC-PL10 STD 10 X 10 CANOPY **\$425.00**

#NSC-PL15 STD 10' X 15' CANOPY **\$575.00**

#NSC-PL20 STD 10' X 20' CANOPY **\$750.00**

**Side Walls and Zipper Doors Available**

**Call For Custom Screen Printing of Logos**

**Replacement Parts Available**

## COOLDRAFT Misting System

Add Water...Then Turn it on. It's That Easy!

The 10 gallon portable misting system is based on a patented concept, which allows the unit to operate unattended for up to 5 hours. COOLDRAFT® delivers 2000 cubic feet per minute of a fine mist propelled vapor, cooling up to a 200 square foot area. Ice can be added to the cooler to boost the cooling effects. Each unit is shipped complete with the misting head and Igloo's best 10 gallon cooler. It is fully warranted for 12 months against defect in materials or workmanship.

#FAN-CDB18  
**\$595.00**



# Ratchet Straps & Accessories




## Aluminum Load Track & Fittings



Part No.	Description	Price
80467-12	Load Track 12'	\$62.50 ea.
80467-6	Load Track 6'	\$40.00 ea.
80467-3	Load Track 3'	\$17.95 ea.
80467-1	Load Track 1'	\$6.50 ea.
40890-02	Single Stud Fitting 4000 lbs.	\$6.95 ea.
47566-11	Double Stud Fitting 5000 lbs.	\$8.25 ea.
43949-10	Double Stud Fitting 7500 lbs.	\$9.25 ea.

## Tie Down Straps



Part No.	Photo	Description	Price
80810-12B	A	1" ratchet strap, "S" hooks 10' 1200 lbs.	\$9.50 ea.
80978-11BS	B	2" axle strap "D" ring 21" w/ sleeve 5000 lbs.	\$8.50 ea.
83350-33B	C	2" ratchet strap, twist snap hook 6' 5000 lbs.	\$25.50 ea.
83350-35B	D	2" ratchet strap, twist snap hook 10' 5000 lbs.	\$27.50 ea.

## "E" Track Tie Down Anchors



Part No.	Description	Price
40837-05	"E" Track 5'	\$12.95 ea.
80386-11B	"E" adapter strap, single leg 3500 lbs.	\$6.00 ea.
80386-21B	"E" strap, double leg 5000 lbs.	\$8.50 ea.


## Tie Down Anchors

Part No.	Photo	Description	Price
44545-10	A	"D" ring, flush mount anti rattle 1200 lbs.	\$3.95 ea.
80138-10	B	"D" ring, round 2" heavy duty 16,200 lbs.	\$7.00 ea.
80138-20	C	"D" ring, recessed pan heavy duty 16,200 lbs.	\$14.00 ea.
80140-10P	D	"D" ring round, flush mount 2 ea. 2000 lbs.	\$5.00 pr.
80849-12	E	"D" ring, recessed galvanized 5000 lbs.	\$7.50 ea.
82025-10	F	"D" ring square with roller 1000 lbs.	\$9.50 ea.

## Safety Chains



Part No.	Description	Price
87903-15	1/4" class 3 - 5' "S" hooks 5000 lbs.	\$8.25 ea.
87903-16	1/4" class 3 - 6' "S" hooks 5000 lbs.	\$9.25 ea.



TIE DOWNS

## Mobile Cabinets



Each mobile tool cabinet comes with:

- Two fixed and two swivel and lock heavy duty 6" casters
- Tubular steel handles
- Lock and two keys
- One-drawer-at-a-time safety system with individual drawer latches

Available with 100% full extension drawers with 440 lb. load capacity.

MP models have 95% extension drawers with 150 lb. load capacity; except drawer sizes 9" and above which are 100% extension and 440 lb. capacity.

All units are available in seven standard Lista colors.

**Full extension drawers** that glide open even with a full 440 lb. capacity

**One-drawer-at-a-time safety system** prevents tipping

**Full width drawer handles** are recessed, flush with the face of the housing to prevent snags



**A variety of tops** are available to create the work surface you need on top

**A broad range of drawer partitioning accessories** gives you customized storage based on your particular need

**Individual drawer latches** lock drawers closed for moving

**2 swivel and 2 rigid 6" casters** with a foot pedal lock that locks the wheel. 3600 lb. capacity

**High Density Storage** - Modular design and full sidewall height drawers give full cubic usability for tools or parts.

**More Sizes and Shapes** - From shallow depth to narrow, standard and mid-width, nobody offers more than Lista.

**Maximum Flexibility** - Drawer sizes range in height from 2" to 13" in 1" increments for a completely custom-configured cabinet.

**Lifetime Warranty** - Heavy gauge rugged steel construction provides years of durability. Ask your distributor for warranty details.

## Stationary Cabinets

**FOR CUSTOMIZED DRAWER COMBINATIONS,  
DRAWER PARTITIONING, STATIONARY CABINETS OR  
ACCESSORIES  
PLEASE CALL 1-800-221-7223**



### #LIS-XSNW0600-0301

- 16.875" w x 28.5" D x 33.5" H
- 3 drawers, 8 drawer compartments
- Includes 6" base
- Color: Bright Blue or Light Gray
- Includes lock and 2 keys
- Shipping weight 185 lbs.

**\$751.78**



### #LIS-XSHS0900-0702

- 40.25" W x 22.5" D x 41.75" H
- 7 drawers, 96 drawer compartments
- Includes fork truck base
- Color: Bright Blue or Light Gray
- Includes lock and 2 keys
- Shipping weight 500 lbs.

**\$1,676.41**

## Drawer Boxes

Part No.	Size	Price
LIS-PB-1	3"x3"x1"	\$1.11
LIS-PB-2	3"x3"x1"	\$1.11
LIS-PB-3	3"x6"x1"	\$1.56
LIS-PB-4	6"x6"x1"	\$1.97
LIS-PB-5	3"x3"x2"	\$1.19
LIS-PB-6	3"x6"x2"	\$1.67
LIS-PB-7	6"x6"x2"	\$2.45
LIS-PB-8	3"x6"x3"	\$2.94
LIS-PB-9	6"x6"x3"	\$3.36
LIS-PB-24	2"x4"x2"	\$1.67
LIS-PB-8D	Dividers	\$0.76
LIS-PB-24D	Dividers	\$0.42

Get Organized!  
Plastic drawer storage boxes can be inserted in drawers of all sizes.



STORAGE

# Longacre



Irvan-Smith, Inc. is an authorized Longacre dealer.  
Call us for their complete color catalog.

1-800-221-7223

## Wireless COMPUTERSCALES



#72710

### #72710 & #72724

- Compact Control Box with ZigBee wireless receiver
- Includes a roll around scale pad cart
- 4 individual wheel weight displays
- Large 4 line display for all partial % and weights
- Instant recall Memory for 8 complete setups
- Dead flat 15" CNC Machined pads with built-in Zig-Bee transmitters
- 1/10% accuracy and 1500 lbs per pad capacity
- 2 year limited Warranty

#### #72710

SINGLE load cell  
List \$2,445.50

ISI Price **\$2,274.00**

#### #72724

DUAL load cell  
List \$3,245.00

ISI Price **\$3,034.00**



#72700

### #72700 Economy

- Accuset control box with ZigBee Wireless receiver
- CNC Machined 15" low profile scale pads with handles and recessed connectors
- 1/10% accuracy and 1500 lbs per pad capacity
- 2 year limited Warranty
- (No roll around cart)

#### #72700

List \$1,949.00

ISI Price **\$1,813.00**

*Wireless Scales -  
the Ultimate Convenience*

## COMPUTERSCALES

- CNC Machined 15" low profile scale pads with handles and recessed connectors
- 1/10% accuracy and 1500 lbs per pad capacity
- 2 year limited Warranty



#72634

### #72634 DX Model

- Shows all 4 wheel weights and all partial % at the same time
- Billet cable connectors w. extra tough yellow cables
- New extra tough silver carrying case

#### #72634

List \$1,749.00

ISI Price **\$1,635.00**



#72603

### #72603

## COMPUTERSCALES

- Shows all 4 wheel weights on separated displays
- Shows all partial weights and % at the same time
- Heavy duty red cables & silver AN connectors
- Includes black molded carrying case

#### #72603

List \$1,295.00

ISI Price **\$1,205.00**



#72595

### #72595 Economy

- Push one button for all 4 wheel weights
- Push a second button for all partial %
- Heavy duty red cables & silver AN connectors
- Includes black molded carrying case

#### #72595

List \$1,119.00

ISI Price **\$1,040.00**



## ISI Scale Calibration Services

Irvan-Smith, Inc. is an authorized Longacre scale calibration, repair and service facility. Be sure your scales are reading accurately. Our precision calibration unit will ensure that when you are scaling your car, you can be confident that your scale pads are adjusted, accurate and balanced.

To make sure your scales are performing at peak accuracy, have your Longacre scales serviced and calibrated at least once a year. **Call for details today!**

Quit chasing your tail on your setup!

## Durometer



- Racing Tire Hardness Tester**  
Tire Hardness changes as tires get older and even varies between new tires. Now you can keep track of exactly where your tires are. Track your tires with precision.
- Reads from 0-100 points
  - Comes with padded case

**#50542 \$64.95**

## Tire Gauges



### Digital Tire Gauge

- Large 2 1/2" Gauge
- Air Pressure release button
- Pressure reading always active
- External gauge bumper
- 1.5 to 60 psi by .1 psi
- Hard case included

**#50355 \$139.95**

### Deluxe Tire Pressure Gauges




- 2 1/2" Glow-In-The-Dark face for high accuracy and easy readability
- Hi Flow release buttons and swivel chucks
- Holds pressure until released
- Internal gauge damper for more accurate readings and longer life
- Ultra flexible 17" hose

Part No.	Description	Price
50402	0-60 by 1 lb.	<b>\$44.95</b>
50422	0-30 by 1/2 lb.	<b>\$44.95</b>
50452	0-15 by 1/4 lb.	<b>\$44.95</b>

## Tire Pyrometers

### Memory Pyrometer

- Displays all 12 temps at once
- Stores 10 complete sets of temps w/ easy recall
- Built-in 4 car stopwatch w/ 75 lap memory
- Tire temp averaging
- Built-in night light
- Take temps in any order
- Optional PC download and printer
- Low battery indicator
- Includes carrying case and probe



Memory pyrometer comes with case.

Part No.	Description	Price
50690	Memory Pyrometer	<b>\$369.90</b>
50692	Memory Pyrometer w/ PC Download	<b>\$415.00</b>

### Non-Memory Pyrometer

- Accurate, super-fast response tire probe
- Large LCD Display
- Coil cord and carrying case

**#50640 \$154.90**

Opt. 2000° Brake surface probe

**#5074 \$98.95**



## Pit Impact Gun

- True portability, no air hose to trip over
- High torque 24 volt - pops lug nuts off easily
- 1/2" drive, long lasting battery, fast charge



Impact gun with 2 batteries & Fast charger  
**#68504 \$274.90**

## Late Model Car Cover

Cut specially to fit race cars - Keep your car cooler & cleaner between races.



- Heat reflective silver color
- Soft liner will not scratch paint
- Zippered window to get in and out
- Moisture resistant

Part No.	Description	Price
11150	Asphalt Late Model	<b>\$179.95</b>
11152	Dirt Late Model	<b>\$219.90</b>
11154	Open Wheel Modified	<b>\$194.90</b>

## Caster/Camber Gauges

8° +/- caster range, 6° +/- camber range  
Comes with foam lined protective carrying case. Accurate to 1/4°



Part No.	Description	Price
78100	Karting Camber Gauge	<b>\$119.95</b>
78250	Gauge and Case Only - No Adapter	<b>\$98.95</b>
78260	C/C Gauge w/ Mag Adapter	<b>\$139.95</b>
78264	C/C Gauge w/ Wide 5 Adapter	<b>\$128.95</b>
78290	Digital C/C Gauge w/ Mag Adaptor	<b>\$214.50</b>

### Digital Caster/Camber Gauge

Here's a super accurate **Digital Caster/Camber Gauge** that reads to .1° camber and at a price any serious team can easily justify. (Caster is measured by bubble vial and reads from -4° to +12°.) It comes with our latest Super Magnetic adapter and a padded carrying case. As an additional benefit the AccuLevel™ digital readout can be removed and used separately as a digital angle finder for suspension, spoiler angles, and many other things.



**Model #78290 \$214.50**

LONGACRE

## Ball Joint Sockets

Installing ball joints has never been easier. JOES Ball Joint Sockets are machined out of steel, zinc plated and accept a 1/2" drive ratchet or breaker bar. Now you don't have to use that big old clumsy Crescent wrench.



Upper Ball Joint Socket  
#JRP-40050  
**\$34.95**

Lower Ball Joint Socket  
#JRP-40075  
**\$36.95**

## Shock Wrenches

Easily take apart and put together your QA1 shocks with a JOES Shock Wrench. 4130 steel tapered pins allow you to take the shock nut off without slipping out of the holes. There is also a hex for taking off the shim stack nut.

QA1 Shock Wrench -  
#JRP-19080  
**\$39.95**

QA1 Shock Wrench -  
Small Body Shock  
#JRP-19085  
**\$39.95**



## Rear End Sockets

JOES Rear End sockets accepts a 1/2" drive ratchet. Machined from 6061-T6 aluminum and anodized (Blue-40010, Red-40015). Extra deep to fit Tiger rear end plugs and most other.

Rear End Socket 1-3/8"  
#JRP-40010  
**\$16.95**

Rear End Socket 1-7/8"  
#JRP-40015  
**\$17.95**



## Canister Mount



JOES Quick Release Canister Mount can be used to hold shock canisters or remote filters. The mount has a quick release nylon strap that can secure any round canister from 1-1/2" to 3" diameter.

1-1/4"  
#JRP-19410  
**\$59.95**

1-1/2"  
#JRP-19412  
**\$59.95**

1-3/4"  
#JRP-19414  
**\$59.95**

## Shock Workstation

JOES Shock Workstation lets you hold on to your shock body and shaft at the same time, making it a lot faster, easier and cleaner to work on your shocks. Just put the JOES Workstation in a vise and you're ready to go, or mount it securely to a workbench or pit cart with the workstation base. (base sold separately)



Workstation  
#JRP-19200  
**\$169.95**

JOES Drip Cup (shown in use) Catch the oil before it runs down the side of your shock. Designed to fit shocks from 1-1/2" to 2-1/8" in diameter.



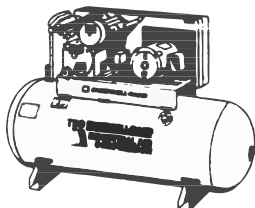
Drip Cup  
#JRP-19300  
**\$45.95**



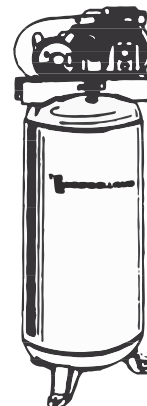
Base  
#JRP-19250  
**\$39.95**

## INGERSOLL-RAND Air Compressors

# INGERSOLL-RAND® AIR COMPRESSORS



Irvan-Smith, Inc. is an Authorized Ingersoll-Rand Distributor.  
Call 1-800-221-7223 for your air compressor needs.



## Boyd-Built Brakes



Made in The USA



### Racer Sheet Metal Brakes

Built with Quality in the USA  
Priced economically

Part No.	Description	Price
BOY-620	6' 2" X 20 ga	\$1,495.00 ea.
BOY-720	7'2" X 20 ga	\$1,850.00 ea.

### Heavy Duty Sheet Metal Brakes

**Heavy Duty Brake Features:**

- 1" Radius Bar
- Cam-Lock Design
- Bronze Hinge Bushings
- 1/2" Plate Construction
- Adjustable Tension Bars
- Adjustable Counterweights

Part No.	Description	Price
BOY-416	4' X 16 ga	\$1,795.00 ea.
BOY-414	4' X 14 ga	\$2,195.00 ea.
BOY-412	4' X 12 ga	\$2,495.00 ea.
BOY-616	6' X 16 ga	\$2,295.00 ea.
BOY-614	6' X 14 ga	\$2,695.00 ea.
BOY-612	6' X 12 ga	\$3,095.00 ea.
BOY-816	8' X 16 ga	\$2,995.00 ea.
BOY-814	8' X 14 ga	\$3,395.00 ea.
BOY-812	8' X 12 ga	\$3,795.00 ea.
BOY-1018	10' X 18 ga	\$4,550.00 ea.
BOY-1016	10' X 16 ga	\$5,050.00 ea.
BOY-1218	12' X 18 ga	\$6,500.00 ea.

## 3-In-1 Combo

30" 3 in 1 Combination of Shear, Brake, & Roll

**Shear:** Cuts full 30" width of 20 ga. mild steel

**Press Brake:** Sectional Fingers allows box and pan work up to 30"

**Slip Roll:** Uses 1 1/2" diameter rolls with wire-forming grooves.

**Enco**



#ENC-130-5610  
**\$503.98**

Weight 340 lbs.

Take it to the race track for those emergency repairs. Perfect for testing sessions.

Not Recommended for everyday shop use.

## Plate Brake

Bends Metal, mild steel or aluminum up to 1/8" x 6", or 1/4" x 2" without scarring it with a hammer. The compact rugged plate brake bolts to your workbench for operation. Comes assembled and painted. Handle not included.



#LOW-LPB  
**\$210.00**

Prices FOB Factory

*Williams*  
**LOWBUCK® TOOLS**

BRAKES

# National SHEET METAL BRAKES

Made In The USA

## Bench Top Models

Simplicity of design allows these brakes to work in the most direct fashion. Easy to set up and operate. Body sections are welded steel plates with heavy truss rods and braces for longer life and greater strength. These brakes are standard with extension handles, counterweight, apron stop for repeat bends, and replaceable bushing at point of wear.



Model No.	Bending Length	Gauge Capacity	Finger Width	Weight (Lbs.)	Price
S4816	48 1/4"	16	NA	470 lbs.	\$1,200.00
U4816	48 1/4"	16	2", 3", 4"	500 lbs.	\$1,295.00

## Standard Floor Models

NATIONAL offers these hand brakes with a great deal of pride. A simple design, utmost strength with a long life of dependable service. Streamline design for fast, accurate bending even for the inexperienced workman. Heavy steel body construction with extra heavy tie rods for perfect alignment. Precision bearings on the apron assures you of a smooth operating brake. These brakes come with a full year warranty.



Model No.	Bending Length	Gauge Capacity	Weight (Lbs.)	Beam Adjustment	Price
N4812	49"	12	1059	1"	\$3,550.00
N7212	73"	12	1800	1"	\$3,975.00
N9616	97"	16	1600	1"	\$3,950.00
N9614	97"	14	1750	1"	\$4,450.00
N12016	121"	16	2800	1"	\$5,700.00
N12014	121"	14	3200	1"	\$6,100.00

## Box & Pan Floor Models

Four popular floor model box and pan brakes designed to be easy and simple to operate. Standard with 2", 3" and 4" finger widths, stop rods for repeat bends, two large counter weights, and precision bearings on the apron. All steel body construction with extra heavy tie rods for minimum deflection.



Model No.	Bending Length	Gauge Capacity	Finger Width	Weight (Lbs.)	Price
U4812	49"	12	2", 3", 4"	1150	\$3,950.00
U7216	73"	16	2", 3", 4"	1850	\$4,500.00
U7212	73"	12	2", 3", 4"	2100	\$4,900.00
U9616	97"	16	2", 3", 4"	2200	\$5,300.00

## Roper Whitney SHEET METAL BRAKES

Roper Whitney's Connecticut brand sheet metal brakes are all steel welded construction. They feature bushings or pins at points of wear. Plastic handle grips are standard. Beam adjustment allows up to 1/8" setback from edge of bed.



# Roper Whitney

### Straight Sheet Metal Brakes

Model	Bending Length	Capacity	Counter Weights	Depth of Box/Pan	Weight (Lbs.)	Price
816	8'1"	16 ga.	2 Incl.	1-5/8"	1640	\$4,095.00
1016	10'1"	16 ga.	2 Incl.	2-1/4"	2660	\$5,995.00
1018	10'1"	18 ga.	2 Incl.	1-5/8"	2200	\$4,995.00

### Box & Pan U-Model Brakes

Model	Bending Length	Capacity	Counter Weights	Depth of Box/Pan	Weight (Lbs.)	Price
U422	4'-1/4"	22 ga.	N/A	3"	280	\$995.00
U416	4'	16 ga.	1 Incl.	4"	495	\$1,650.00
U414	4'-1/4"	14 ga.	1 Incl.	6"	1400	\$4,500.00

### Leg Kit

- Converts bench model brakes to floor model brakes
- Heavy wall square tubing
- Comfortable working height
- Powder coated

For 22 ga. brakes  
#U422LK  
**\$140.00**

For 16 ga. brakes  
#U416LK  
**\$150.00**



### MAGNABEND

Model	Description	Capacity	Maximum Sheet Length	Weight (Lbs.)	Price
MBB-4181	4 Ft./115V	18 ga.	48"	290	\$2,995.00

Other sizes available - call for details & pricing




Magnabend offers performance characteristics no conventional bending brake can match. The unique electromagnetic design of the keeper clamping system allows you to form many complex shapes not possible before. Plus, Magnabend can handle all regular shapes in light ferrous and nonferrous sheet metal (up to 4' wide, 18 ga.) in a simpler, less time consuming and efficient manner.

The rugged simple construction incorporating only one moving part assures low maintenance and versatility for all light duty forming requirements.

A wide variety of complex shapes can be formed with Magnabend. These include rolled edges up to 330°, partial length bends, closed shapes, unlimited depth for boxes and heavier material bends (up to 10 ga.) in shorter widths.

#### Design Features Assure Quality

Simplicity is evident in Magnabend's electromagnetic design which eliminates a conventional upper beam and more complex finger arrangements. Keepers (clamping members) are simply positioned over the workpiece and are clamped in place electromagnetically when the bending beam is raised. Keepers self-adjust for material thickness as the apron moves.



# National SHEET METAL SHEARS



## Foot Shear

52" 16 ga.

NATIONAL foot shears are designed for precise shearing up to 16 ga. mild steel. This shear is also recommended for shearing aluminum, plastic, copper, brass, and lead. All cast iron body with four cutting edge high carbon, high chromium blades, back gauges, front gauges, side gauges, spring actuated hold-down, clear plastic finger guard, front arm extensions, bottom treadle safety stop, and three year warranty on parts.



## Air Shears

52" 16 ga.

52" 12 ga.

NATIONAL offers two heavy duty all cast iron body air shears. These air shears are standard with four cutting edge carbon high chromium blades, front arm extensions, table gauges, back gauges, heavy duty foot switch, two air cylinders, and three year warranty on parts.

We recommend 100 PSI or more for ideal cutting pressure.

## Hydraulic Shears

52" 16 ga.

52" 12 ga.

52" 10 ga.

NATIONAL heavy duty power shears are equipped with a fully integrated hydraulic unit. Complete with electrical hydraulic valve, pilot operated pressure relief valve, heavy duty foot switch that allows this unit to return to the top of the stroke when the operator removes his foot from the foot switch. Heavy duty double acting cylinders. Fully enclosed control panel. Includes three year warranty on parts.

The National shear is actuated by a portable shrouded electric foot switch attached to a long flexible cable so it may be positioned comfortably for the operator.



Extra heavy cast iron body with solid 4-edge high carbon, high chromium blades. Quick adjusting back gauge for direct reading with a positive lock standard with table gauges and front arm extensions.

Model No.	Capacity	Strokes Per Minute	Cutting Length	Weight (Lbs.)	Price
N5216 (Foot Shear)	16 ga.	-	52"	935	\$3,300.00
NA5216 (Air)	16 ga.	40	52"	1400	\$6,200.00
NA5212 (Air)	12 ga.	40	52"	1600	\$7,800.00
NH5216 (Hyd)	16 ga.	25	52"	1400	\$7,250.00
NH5212 (Hyd)	12 ga.	25	52"	1600	\$9,400.00
NH5210 (Hyd)	10 ga.	25	52"	1950	\$11,400.00
NH4825 (Hyd)	1/4"	20	48"	5000	\$17,575.00
NH7225 (Hyd)	1/4"	20	72"	6000	\$22,700.00
NH12025 (Hyd)	1/4"	20	121"	11000	\$32,000.00

## Roper Whitney SHEET METAL SHEARS

# RW Roper Whitney

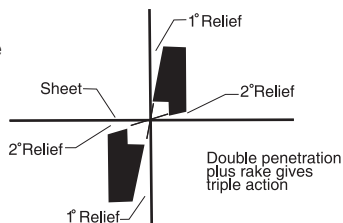
### Foot Shears

Roper Whitney foot squaring shears are the industry's most accurate. They are easy to operate and offer precise shearing, long life and dependability. Shatterproof transparent finger guards are among their safety features. All are provided with precise gauging and holddowns for cutting accuracy.

- Maximum Rated Capacity: 16 ga. mild steel
- Built to machine tool standards
- Triple-action shearing

The No. 152 shears offer triple-action shearing which includes relief on both edges of both the fixed and moving blades. It eliminates blade-to-blade friction, provides "bite" to eliminate sheet movement under shearing stress and produces double penetration in the cutting action. All contribute to easier operation.

The No. G52 shear incorporates a gap-in-housing feature which permits slitting a sheet of any length (by successive cuts) up to 18 inches wide. Its gauging package is similar to the No. 152 shears, but also has an adjustable side slitting gauge. It may also be used for standard shearing of sheets up to 52" long. It includes a lever actuated holdout, finger guard and treadle stops.



Price	<b>\$2,995.00 \$27,500.00</b>	
Specifications	No. 152	No. G52
Maximum shearing length	52"	52"*
Maximum back gauge range	25"	25"
Maximum front gauge range	30"	30"
Maximum slitting gauge range	-	18"
Floor space, gauges in position	66" x 76"	91" x 78"
Maximum rated capacity, mild steel	16 ga.	16 ga.

\* For standard shearing. Length unlimited when using as a slitter (up to 18" widths)

No. 152 Replacement blades \$415.00 ea. (2 required)


### Hydraulic Shear

Compact, fully-integrated, hydraulically powered units. Ideal for many light gauge shearing applications. Equipped with big shear operating controls. Fast, smooth, oil-cushioned action. Both moving and fixed blades are shearing blades of Hi-Speed steel. One piece cast shear bed is recessed for easy sheet handling.

Standard equipment includes back, front, and side gauges, bevel gauges, front arms and transportation finger guard. Bed is machined for optional side extension squaring gauge.

Other Features include:

- Fully enclosed control panel, with magnetic starter, selector switch and relays
- Single or continuous stroke operation
- Heavy duty foot switch. If released anywhere in the stroke, crosshead returns to "up" position
- Pressure relief valve to prevent overloading
- Electric solenoid hydraulic valving for instantaneous response
- Dial stroke control - accessible adjustment with stroke length indicator
- Hydraulic power uniformly applied through double-acting cylinders



Price*	<b>\$6,754.00</b>
Specifications	No. PH425
Maximum shearing length	52"
Maximum back gauge range	25"
Maximum front gauge range	37"
Floor space, gauges in position	66" x 76"
Maximum rated capacity, mild steel	16 ga.
Standard Motor	2hp 1800 RPM 3-phase

\*Price Includes Front Support Arms, Front and Bevel Gauges

\*Price without Front Support Arms, Front and Bevel Gauges \$6254.00

# Slip Rolls

## Manual Slip Rolls


# Roper Whitney

PEXTO

	No. 383	No. 381	No. 0381	No. 390	No. 392	No. 416	No. 418
Price	\$925.00	\$995.00	\$1,200.00	\$4,250.00	\$4,295.00	\$4,700.00	\$5,000.00
Capacity mild steel (ga.)	20	22	24	16-18	20-22	16	18
Max. sheet length	24	36	42	36	48	36	48
Roll diameter (in.)	2	2	2	2 1/2	2 1/2	3	3
Gearing ratio	-----Direct Drive -----			2.4:1	2.4:1	4:1	4:1
Wiring grooves (in.)	3/16, 1/4, 5/16	3/16, 1/4, 5/16	3/16, 1/4, 5/16	1/4, 9/32, 5/16, 3/8	1/4, 9/32, 5/16, 3/8	3/8, 1/2, 5/8	3/8, 1/2, 5/8



Optional Floor Mount Stand



**Manually Operated** Work rolls of precision turned and ground high carbon steel. 2", 2 1/2", and 3" diameter rolls with wiring grooves and fully enclosed gear housings. 2" & 2 1/2" dia. have two driven rolls with 3rd roll drive optional; 3" has three driven rolls. Two handles provided for 2 1/2" & 3" sizes only. Upper roll lifts for convenient removal of workpiece. Bench mounted, with welded steel cabinet stand available. The rear rolls of No. 416 and No. 418 are provided with three full length longitudinal grooves.

# JET

Model	SR-2024	SR-2236	SR-1650
Price	\$568.00	\$665.00	\$2,275.00
Capacity Mild Steel--	20 ga.	22 ga.	16 ga.
Max. Forming Length	24"	36"	50"
Number of Rolls	3	3	3
Diameter of Rolls	2"	2"	3"
Min. Forming Radius	1"	1"	2"
Wire Grooves	3/16", 1/4", 5/16"	3/16", 1/4", 5/16"	1/4", 5/16", 3/8"



# Enco

Perfect for the small race team or fab shop.  
Attention Late model racers! Roll out those aluminum fenders! Make them yourself and save money!

Model	130-4501	130-4511	130-5501
Price	\$399.95	\$469.95	\$748.95
Maximum Roll Length	24"	36"	50"
Capacity	20 Ga.	22 ga.	16 Ga.
Diameter of Rolls	2"	2"	3"
Minimum Radius	1"	1"	1.5"
Weight	225 lbs.	273 lbs.	570 lbs.



Optional Stand #130-5075 \$154.95

## Power Slip Rolls


# NATIONAL

Model	NR4816	NR7216
Price	\$6500.00	\$7900.00
Capacity	16 Gauge: 1.6mm	16 Gauge: 1.6mm
Max. Forming Length	48 1/4"/1226mm	72 1/4"/1835mm
Diameter of Roll	3"/76mm	4"/102mm
Min. Forming Radius	1 1/2"/38mm	2"/51mm
Wire Grooves (Opt.)	3/8", 1/2", 5/8"/10mm, 13mm, 16mm	3/8", 1/2", 5/8"/10mm, 13mm, 16mm
Roll Speed	18 rpm/14.13 sfpm	18 rpm/14.13 sfpm
Motor:		
110-220 Single PH		
208-220-440 3 PH	1 hp	1 hp
Floor Space (l x w x h)	64" x 37" x 44 1/2"	88" x 26" x 43 3/4"
Shipping Weight	1626 x 940 x 1130mm	2335 x 660 x 1111mm
	970lbs/440kgs	1740lbs/814kgs



SLIP ROLLERS

## Cold Saws



### KMT Saw

10 reasons for choosing a circular cold saw:

- **Price** - Economical purchase price
- **Simple Operation** - Uncomplicated and very easy to understand and use
- **Maintenance** - Proper maintenance is simple, and very little is required
- **Size** - Compact and takes up very little room in your shop
- **Cost per cut** - Saw blades can be resharpened and retooled
- **Finish** - High quality surface finish with burr free cuts
- **Squareness of cut** - Saw blade is a very rigid tool, holding very accurate tolerances
- **Time of cut** - Circular saw cutting times are very fast
- **Miters and Angles** - Easy and accurate with minimum set up time
- **Versatility** - The above listed characteristics make these machines the most versatile in your shop

#### SPECIFICATIONS C315/C350:

**Recommended Capacities:**  
 Round - 4.5"  
 Square - 3.75"  
 Rectangular - 3.75" x 5" wide

Spindle RPM - 30/60  
 Blade Specifications - 14"  
 Motor - 3.5 H.P.  
 Net Weight - 616 lbs.

**Standard Equipment:**  
 TEFC Motor  
 Totally Enclosed Transmission  
 24-Volt Control  
 Machine Stand- (Except C250)  
 HSS Saw Blades  
 All Safety Guards  
 Operator Manual/ Parts List



**Call For Pricing**

## Enco

### 14" Circular Cold Saw

For Cutting Steel, Stainless Steel and Non-Ferrous Metals

After you use a cold saw once, you'll never go back to an abrasive cut off saw again! **NO Sparks or Dust!**

- Heavy Duty
- Burr-Free Cutting
- Smooth, Fast, Accurate Cutting
- Double Clamp Vise
- Built-In Cooling System
- In-Feed Roller Support and Adjustable Stop

### 14" Cold Saw Blades

Part No.	Description	Price	Weight
ENC-371-2140	14" x 3/32" x 158" Non Ferrous	<b>\$177.95</b>	3.53 lbs.
ENC-371-2145	14" x 3/32" x 158" Ferrous	<b>\$222.95</b>	4.50 lbs.

<b>Model</b>	422-3687
<b>Price</b>	\$4,398.95
<b>Specifications:</b>	
Main Drive Motor	3 HP 220/440V 3 PH
Blade Speed	20 RPM
Head Swivel	L 45° R 45°
Coolant Pump Motor	1/8 HP
Max. Clamping Capacity	5-7/8"
Blade Size Required	14" x 3/32"
Machine Size	29 1/2" x 35 1/2" x 59"
Weight (Approx)	740 lbs.



## Heavy Duty Horiz/Vert Band Saw

### Enco

<b>Model No.</b>	505-6840
<b>Price</b>	\$279.95
Horizontal Capacity (Round)	5"
Horizontal Capacity (Rectangular)	5"x6"
Throat Depth	4 1/8"
Work Table Size	6 1/2" x 10"
Vise Tilts	45°
Blade Size	1/2" x .025 x 64 1/2"
Speeds (SFPM)	80, 120, 200
Motor	1/3 HP, 1720 RPM
Height, Vertical	54 1/4"
Height Horizontal	38"
Length	38"
Width	12"



**2 Machines-  
 In-One. Instant  
 Change To Verti-  
 cal Cutting**

SAWS

# Ellis Mobile Mitre Band Saws



MFG. COMPANY, INC.



Bimetal Matrix Blades for Ellis Mobile Mitre Band Saws					
Model	Price	Length	Width	Thickness	Number of teeth per inch
1100	\$23.75	8' 0"	1/2"	0.025	6/10 VT, 8/12 VT, 10/14 VT*
1200	\$31.50	8' 6"	5/8"	0.032	5/8 VT*, 6/10 VT*, 10/14 VT*
1500	\$34.25	9' 6"	3/4"	0.032	4/6 VT, 5/7 VT*, 8/12 VT, 10/14 VT*
1600	\$36.75	10' 0"			
1800	\$42.00	11' 0"	1"	0.035	2/3VT, 3/4 VT, 4/6 VT, 5/7 VT, 6/10 VT, 8/12 VT, 10/14 VT*
2000	\$47.25	12' 0"			

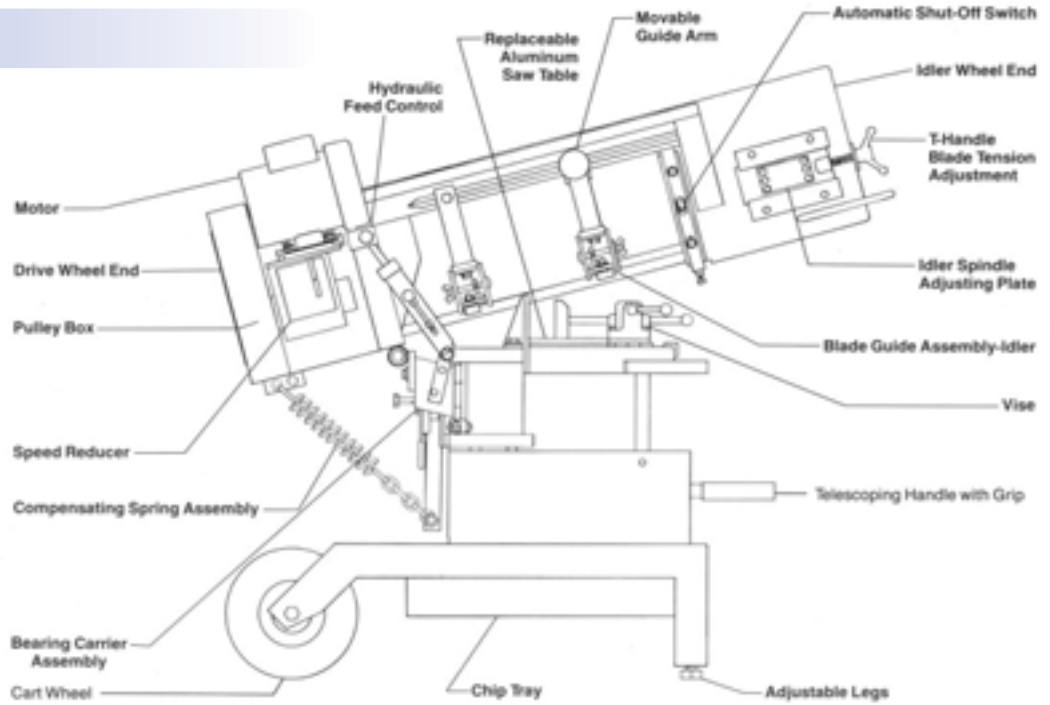
\* The general purpose blade for each width is emphasized.

Specifications	Model 1100	Model 1200	Model 1500
	<b>\$2,595.00</b>	<b>\$2,695.00</b>	<b>\$2,795.00</b>
Capacity	8 3/4" Round at 90° 10" flat at 90° 6 1/2" round at 45° 6 1/2" flat at 45°	8 3/4" Round at 90° 10" flat at 90° 6 1/2" round at 45° 6 1/2" flat at 45°	10" Round at 90° 11" flat at 90° 6 7/8" round at 45° 7 1/4" flat at 45°
Blade Speeds	70-135-250 FPM	70-135-250 FPM	70-135-250 FPM
Blade Size	8'0" x 1/2" x 0.025	8'6" x 5/8" x 0.032	9'6" x 3/4" x 0.032
Head Pressure	Hydraulic Cylinder	Hydraulic Cylinder	Hydraulic Cylinder
Vise	Quick Adjusting	Quick Adjusting - Deluxe	Quick Adjusting - Deluxe
Shut-off	Automatic	Automatic	Automatic
Motor	1/2 HP, 110 V, 60 hz, 1 PH	3/4 HP, 110 V, 60 hz, 1 PH	3/4 HP, 110 V, 60 hz, 1 PH
Portable	10" wheels standard	10" wheels standard	10" wheels standard
Shipping weight	370 lbs.	385 lbs.	435 lbs.
Size	Table Height - 26 1/2"	Table Height - 26 1/2"	Table Height - 27 1/4"
	Length - 50"	Length - 50"	Length - 55 3/4"
	Width - 23"	Width - 23"	Width - 24 3/4"
	Height - 44"	Height - 44"	Height - 45 1/2"
Sealed Oil Bath Worm Gear	Standard	Standard	Standard
Removable Chip Tray	Standard	Standard	Standard
Construction	Heavy Steel, welded and machined for accuracy and durability; 14 sealed precision ball bearings	Heavy Steel, welded and machined for accuracy and durability; 14 sealed precision ball bearings	Heavy Steel, welded and machined for accuracy and durability; 14 sealed precision ball bearings
Air System (Cleans and cools blade) \$200.00	Optional	Optional	Optional
10" x 16" Vertical Table with blade guard \$50.00	Optional	Optional	Optional
Optional Stock stand - \$50.00	Stock stand w/micro adjustable gauge. \$175.00	Stock stand w/micro adjustable gauge. \$175.00	Stock stand w/micro adjustable gauge. \$175.00
Single Stand - Tripod	Optional \$150.00	Optional \$150.00	Optional \$150.00

SAWS

**Features**

- Head Moves Left or Right For Angle Cutting
- Stock Remains In One Position For All Cuts
- One Step Conversion from Horizontal to Vertical Band Saw
- Built In Protractor for Fast Accurate Selection Of Angles



Specifications	Model 1600	Model 1800	Model 2000
	<b>\$2,850.00</b>	<b>\$3,295.00</b>	<b>\$4,295.00</b>
<b>Capacity</b>	10" Round at 90°	11" Round at 90°	11" Round at 90°
	11" flat at 90°	14" flat at 90°	17" flat at 90°
	6 7/8" round at 45°	9" round at 45°	11" round at 45°
	7 1/4" flat at 45°	9.5" flat at 45°	11" flat at 45°
<b>Blade Speeds</b>	70-135-250 FPM	70-135-250 FPM	70-135-250 FPM
<b>Blade Size</b>	10' x 1" x .035	11' x 1" x .035	12' x 1" x .035
<b>Head Pressure</b>	Hydraulic Cylinder	Hydraulic Cylinder	Hydraulic Cylinder
<b>Vise</b>	Quick Adjusting	Quick Adjusting	Quick Adjusting
<b>Shut-off</b>	Automatic	Automatic	Automatic
<b>Motor</b>	1 HP, 110 V, 60 HZ, 1 PH	1 HP, 220 V, 1 PH	1 1/2 HP, 220 V, 1 PH
<b>Portable</b>	10" wheels standard	Not Portable	Not Portable
<b>Shipping weight</b>	475 lbs.	550 lbs.	800 lbs.
<b>Size</b>	Table Height - 27 1/2"	Table Height - 28"	Table Height - 28 1/8"
	Length - 59 1/4"	Length - 64"	Length - 72"
	Width - 24 3/4"	Width - 29"	Width - 34 1/4"
	Height - 47"	Height - 47"	Height - 47"
<b>Sealed Oil Bath Worm Gear</b>	Standard	Standard	Standard
<b>Removable Chip Tray</b>	Standard	Standard	Standard
<b>Construction</b>	Heavy Steel, welded and machined for accuracy and durability; 14 sealed precision ball bearings	Heavy Steel, welded and machined for accuracy and durability; 14 sealed precision ball bearings	Heavy Steel, welded and machined for accuracy and durability; 14 sealed precision ball bearings
<b>Air System (Cleans and cools blade) \$200.00</b>	Optional	Optional	Optional
<b>10" x 16" Vertical Table with blade guard \$50.00</b>	Optional	Optional	Optional
<b>Optional Stock stand - \$50.00</b>	Stock stand w/micro adjustable gauge. and 2 rollers \$175.00	Stock stand w/micro adjustable gauge. and 2 rollers \$175.00	Stock stand w/micro adjustable gauge. and 2 rollers \$175.00 5' Long - 4 roller stand - \$350.00
<b>Single Stand</b>	Optional \$150.00	Optional \$150.00	Optional \$150.00



# Wilton Machinery



## Combination Belt and Disc Finishing Machines



Model 4200A

- 6" x 48" belt 2850 SPFM and 12" abrasive disc (1960 RPM)
- Cast iron head and table
- Deluxe mitre gauge
- Belt Operates at any angle
- Fully machined balanced disc runs vibration free
- Table tilts to 45° out to 20°
- Heavy duty steel one piece stand

## 20" Disc Sander

- Deburring, chamfering or grinding metal, wood, fiberglass and plastic
- Mitre gauge and LVP switch standard
- Extra large tilting table raises and lowers easily with a rack and gear mechanism. Table locks securely in any position.
- 3HP, 1725 RPM, 220/440V



Model 4421

## Vertical Band Saws

Wilton's heavy duty vertical band saws are a must when the job calls for contour sawing, beveling, slicing, ripping, or stack cutting.

- Two sizes to choose from  
8020 - 20" vertical band saw  
8014 - 14" vertical band saw
- Adjustable work lamp
- Built-in chip blower
- Chip Tray
- Blade speed and pitch selector
- Adjustable carbide blade guides
- Rip fence
- Optional blade welder available (Model 8000 and 8002)



Model 8020



Model 8014

## Tradesman Drill Presses

### Standard Features

- Hinged metal belt and pulley cover
- Quick adjustment motor mount for rapid changing of spindle speeds
- Front mounted push button start/stop button
- Positive locking depth stop
- Spindle is supported by high quality ball bearings
- Drill chuck and arbor standard



Bench Model 2530  
12 speed



Floor Model 2550  
12 speed



Floor Model 250  
12 speed

## Variable Speed Drill Presses

### Standard Features

- LED spindle RPM readout
- 0-1/2" Key chuck and arbor standard
- 6" spindle stroke
- Rack and pinion table riser
- Variable speed drive
- Heavy duty cast iron construction
- Large cast iron T-slotted production table
- Positive depth stop



Model A5816



Model A5836

## Roll-In-Saw "The Original"



Roll-In Saw built its reputation on the versatility and durability of this terrific bandsaw – the EF1459, a.k.a. "The Original." This was the first saw in America to use a patented gravity-feed system that saves time and energy.

The EF1459 is actually a horizontal bandsaw on a vertical frame. An all-purpose band saw, it handles all metals, plastics, and woods in a wide variety of cuts. It is a fast, accurate cut-off machine that is perfect for notching, slitting, and slotting. A reliable addition to your shop floor, this bandsaw doubles as a contour, profile, and rip saw.

Model #EF1459  
**\$4195.00**

- Capacity Under Guides 14 1/2"
- Throat 8 3/4"
- Blade Travel 9"
- Blade Size 3/4" Width x 8/12T x 10' Length .035 thick (bi-metal)
- Blade Guards Covers 4 step pulleys and blade
- Guide Rollers for Blade Width 1/4", 3/8", 1/2", 5/8" and 3/4"
- Blade Speeds 70, 140, 270 and 525 fpm
- Table Precision ground, cast iron table, 18 1/2" x 30"
- Table Height 30" from floor
- Wheels Cast iron, 14" x 1 1/8"
- Motor 1 HP, 110/220V, 60-cycle single-phase; 1 HP 220/440V, 60 cycle 3-phase
- Dimensions 30" Width x 66" Height x 40" Length
- Shipping Weight 585 lbs.

# Vertical Band Saws



## Enco Vertical Bandsaws

- Will cut steel, aluminum alloys, cast iron, brass, even plastic or plexiglass
- Both models come complete with large capacity welder, blade cutter, blade grinder and work lamp
- 0.025" blade thickness
- Table inclination 15° front and back, 15° right and left
- Infinitely variable speed

**Enco**

#135-1545  
**\$2,798.95**

#135-1551  
**\$2,998.95**

Model	135-1545	135-1551
Vertical Bandsaw	14 3/4"	18"
Motor & electrical	1 HP, 220V, 1 PH	1 HP, 220V, 3 PH
Speeds SFPM	65 to 265	80 to 320
Capacity Thickness	9 1/4" Max	10" Max
Capacity Width	14 3/4" Max	18" Max
Table Size	19 3/4" x 19 3/4"	23 1/2" x 19 1/2"
Blade length	113"	136"
Blade width	3/8"	3/32" to 5/8"
Blade thickness	0.025"	0.025"
Height Floor to Table	39 1/4"	38 1/4"
Overall Height	68"	79"
Welder	2.0 KVA	2.4 KVA
Approx. Wt.	760 lbs.	770 lbs.



**Call For Pricing**



4V-18

## Grob 4V-18

Standard Equipment

- 3 hp. 230/460 Volt Motor
- Infinitely Variable Speed 40-5000 FPM
- Speed Indicator
- Balanced Cast Aluminum Saw Pulleys, Ball Bearing Mounted, Oil Resistant Rubber Facing
- Heavy Cast Iron Table - Tilt 45° down right, Tilt 5° down left
- 3/8" - 1/2" Single Pc. Saw Guide



4V-24

## Grob 4V-24

Standard Equipment

- 3 hp. 230/460 Volt Motor
- Infinitely Variable Speed 40-5000 FPM
- Speed Indicator
- Balanced Cast Aluminum Saw Pulleys, Ball Bearing Mounted, Oil Resistant Rubber Facing
- Heavy Cast Iron Table - Tilt 45° down right, Tilt 5° down left
- 3/8" - 1/2" Single Pc. Saw Guide

It is GROB's ongoing mission to be the standard by which all industrial bandsaws are measured. Their basic saw designs have kept pace with changing technologies. They have never lost sight that sound sawing principles are what our customers demand. GROB's current lineup meets and exceeds those demands by providing a range of products that match any metalcutting application. GROB saws are designed to deliver dependable operation year after year.

# Belts, Discs & Blades

## Band Saw Blades

Bimetal Matrix Blades for Ellis Mobile Mitre Band Saws					
Model	Price	Length	Width	Thick-ness	Number of teeth per inch
1100	\$23.75	8' 0"	1/2"	0.025	6/10VT, 8/12VT, 10/14VT*
1200	\$31.50	8' 6"	5/8"	0.032	5/8VT*, 6/10VT*, 10/14VT*
1500	\$34.25	9' 6"	3/4"	0.032	4/6VT, 5/7VT*, 8/12VT, 10/14VT*
1600	\$36.75	10' 0"			2/3VT, 3/4VT, 4/6VT,
1800	\$42.00	11' 0"	1"	0.035	5/7VT, 6/10VT,
2000	\$47.25	12' 0"			8/12VT, 10/14 VT*

\* Most Common

Bimetal Matrix Blades for Enco Heavy Duty Combination Horiz/Vert Band Saws (Model 137-3150)				
Part No.	Length	Width	Number of teeth per inch	Price
ENC-SB-12645	64 1/2"	1/2"	10/14VT	\$20.00

Bimetal Matrix Blades for Enco Vertical Band Saws (Model 135-1545)				
Part No.	Length	Width	Number of teeth per inch	Price
ENC-SB-38113	113"	3/8"	10/14VT	\$35.00



## Sanding Belts & Discs

Part No.	Description	Price
<b>Sanding Belts</b>		
ENC-SB-648-40	Belt - 6" x 48" 40 Grit	\$11.00 ea.
ELL-SB-36	Belt - 2 1/2" x 60" 36 Grit	\$7.50 ea.
ELL-SB-50	Belt - 2 1/2" x 60" 50 Grit	\$7.50 ea.
ELL-SB-80	Belt - 2 1/2" x 60" 80 Grit	\$7.50 ea.
<b>Sanding Discs</b>		
ENC-SD-12-40	Sanding Disc 12" 40 Grit	\$6.50 ea.



## Cold Saw Blades

Enco 14" Circular Cold Saw Blades (Model 131-2014)			
Model	Size	Type	Price
371-2140	14"	Non Ferrous	\$177.95
371-2145	14"	Ferrous	\$222.95

SAWS

# Sanders & Grinders

We stock replacement belts and discs for ALL models



## Model 760

Abrasive Belt Grinder - our most versatile machine. It offers contact, backup platen, worktable and loose belt grinding at 8000 S.F.P.M.



Model	Description	Price
BUR-70100	1 1/2 HP Motor 115/230V 1 phase	\$2,055.00
BUR-70303	1 1/2 HP Motor 230/460V 3 phase*	\$2,585.00
BUR-70503	2 HP Motor 230/460V 3 phase*	\$2,644.00
BUR-70703	3 HP Motor 230/460V 3 phase*	\$2,738.00
BUR-73110	2 HP Motor 220V 1 phase Vari-Speed	\$3,108.00
BUR-01	PEDESTAL STAND	\$319.00
BUR-DS7	DUST SCOOP FOR 760	\$188.00

\*Note: Cord and Switch not included on all 3 phase models  
Magnetic switch available on all models



## Model 960

Features movement from vertical to horizontal position with standard 2 1/2" X 60" belt, recommended for contact wheel and platen grinding. Model 960-400 features a 4" x 60" belt. These units are available from 1 1/2 HP to 3 HP motors.



Model	Description	Price
BUR-92210	1 1/2 HP Motor 220v 1 phase	\$2,934.00
BUR-90100	1 1/2 HP Motor 115/230v 1 phase	\$2,140.00
BUR-90303	1 1/2 HP Motor 230/460v 3 phase*	\$2,705.00
BUR-90503	2 HP Motor 230/460v 3 phase*	\$2,863.00
BUR-90703	3 HP Motor 230/460v 3 phase*	\$3,011.00
BUR-02	PEDESTAL STAND	\$305.00

\*Note: Cord and Switch not included on all 3 phase models  
Magnetic switch available on all models

## ELLIS Horizontal Belt Grinder



MFG. COMPANY, INC.

### Features:

- Reduces Grinding Time
- Dependable and Safe
- Low Noise Level
- Quick Change Belt



Price	\$1,295.00
Model No.	6000
Belt Dimension	2 1/2" x 60"
Belt Grit	36 to 220
Belt Speed	5000 SFM
Platen Size	2" x 12 1/2"
Shipping Dimensions	Width - 24"
	Length 30"
	Height - 48"
Shipping Weight	185 Lbs
Motor	1 HP Special Duty 3450 RPM, 60 Hz 110/208 V, 230 V
Contact Wheel	Precision Balanced 6" Diameter, 2 1/2" Wide 70 Duro, Serrated
Belt Grits	36, 50, 60, 80, 100, 120, 180, 220
Optional	Work rest, safety shield, and adjustable dust chute \$100.00

## JET Belt/Disc Grinder



Our most versatile grinder! The Jet Model JSG-6DC Belt/Disc grinder is probably the most used piece of equipment in any metal fabrication shop. The tiltable work surfaces allow you to grind exact angles and bevels. A lateral slot is machined into each table for use with the included protractor slider. If you have only one piece of machinery in your shop, this is the one to have.



Price	\$913.00
Model No.	JSG-6DC
Belt Dimension	6" x 48"
Disc Diameter	12"
Belt Speed	2500 SFM
Belt Table Tilt (Down, Up)	45°, 20°
Disc Table Tilt	45°, 25°
Shipping Weight	210 lbs.
Motor	1 1/2 HP 1 phase 115/230V, Prewired 115V
Optional Stand JSG-6SA	\$188.00

## Combo Sander/Grinder

## 20" Disc Sander/Grinder

# CONQUEST INDUSTRIES



### Specifications

- Used for metal, wood, fiberglass and plastic
- Powered by BALDOR motor
- Miter gage standard
- Disc size = 12"
- Disc speed = 1960 rpm
- Disc table size = 9" x 16.375"
- Disc table tilt 20° up/45° down
- Belt size = 6" x 48"
- Belt Speed = 2850 SFM
- Belt table size = 7.25" x 14.75"
- Belt table tilt 20° up/45° down

**Made In The USA**

Model No.	Description	Price
DB301	115V 1 PH 1.5HP	\$1,365.00
DB302	220V 1 PH 2.0HP	\$1,365.00

### Specifications

- Used for metal, wood, fiberglass and plastic
- Equipped with a Dayton "On-Off" reversing switch
- Powered by BALDOR motor
- Miter gage standard
- Disc size = 20"
- Bolt-down base
- Working table = 27.25" x 15"
- Working height = 37.5"
- Direct motor drive
- Table can be tilted 35° upward and 45° downward
- Rack mechanism for raising & lowering table 32" x 30" floor space required
- Machine weight (approx.) = 310 lbs.



Model No.	Description	Price
DG201	115V 1 PH 1.5HP - 1725 RPM	\$1,895.00
DG203	230V 3PH 2.0HP - 1740 RPM	\$1,865.00
DG202	230V 1PH 1.5HP - 1725 RPM	\$1,895.00
DG204	460V 3PH 2.0HP - 1740 RPM	\$1,895.00



## National Detroit

### Random Orbital Sander 3", 4", 5" OR 6"

The Model EZLS Random Orbital Sander features the same 3/8" orbit, without the 'wobble' action of the DAQ. It features a smoother action, enhanced ergonomics with a longer soft grip handle, lighter weight and quieter operation than the DAQ. The EZLS excels in smooth, aggressive sanding, especially when working on thin, unsupported metal. Works with 3", 4", 5", or 6" pad sizes, interchangeably. Comes with your choice of pad, specify when ordering.

#### Specifications:

- Weight: 3.2 lbs.
- Air Pressure: 60 psi
- Speed Control: Variable, built-in regulator
- Maximum No Load: 10,000 rpm
- Air Consumption: 11-13 CFM (4.0 avg. SCFM)
- Air Inlet: 1/4" N.P. thread
- Orbital Stroke: 3/8"
- Abrasive Pad Area: 4"-5"-6" (12-1/2 - 19-1/2 - 28 sq. in.)

Part # NDI-EZLS  
**\$197.50**



**Made In The USA**

### Straight-Line Sander Model 300

Great machine for rubbing & achieving that piano top finish. For straight-line twin pad sanding & rubbing, nothing beats this sander for productivity. Built-in wet sanding. Model 300 features a 3/4" stroke. 2 pad shoe sizes available (3-3/8" x 7-1/4" or 3" x 6-1/4").



Part # NDI-300  
**\$749.50**

#### Specifications:

- Weight: 6 lbs
- Air Pressure: 60 to 100 psi
- Speed Control: N/A
- Maximum No Load: 2,250 rpm
- Air Consumption: 7 CFM (2.3 avg. SCFM)
- Air Inlet: 1/4" N.P. thread
- Stroke: 3/4"
- Abrasive Pad Area: Up to 50 sq. in - Paper size - 3-3/8" x 7-1/4"

### Orbital Jitterbug Model FB-8

The FB-8 file board delivers a powerful orbital stroke for rapid material knock-down. Operator control is assured through convenient grip for second hand, as well as superb counter-balancing for minimal vibration.



#### Specifications:

- Weight: 5.5 lbs
- Air Pressure: 75 psi
- Speed Control: Variable, built-in regulator
- Maximum No Load: 6,000 rpm
- Air Consumption: 7-8 CFM (2.6 avg. SCFM)
- Air Inlet: 1/4" N.P. thread
- Orbital Stroke: 3/16"
- Abrasive Pad Area: 44 sq. in-Paper size-2-3/4"x16" PSA 2-3/4"x18"

Part # NDI-FB-8  
**\$279.50**

## Drill Presses

# Enco

## ENCO Floor Drill Presses

**Features:**

- Table tilts 45° both sides of center
- Rack and pinion table adjustment
- Closed hinge belt guard
- Graduated spindle travel stop



	Model 308-0056	Model 308-0057	Model 308-0058	Model 308-0059
<b>Price</b>	<b>\$324.95</b>	<b>\$398.95</b>	<b>\$338.95</b>	<b>\$424.95</b>
<b>Swing</b>	13"	17"	13.75"	17"
<b>Drilling Cap.</b>	5/8	3/4	5/8	3/4
<b>Spindle Taper</b>	MT2	2 MT	2 MT	2 MT
<b>Quill Travel</b>	3 1/8	3 1/8	3 1/8	3 1/8
<b>Chuck Capacity</b>	5/8	5/8	5/8	5/8
<b>No. Of Speeds</b>	16 (250-3000)	16 (240-2900)	16 (210-3600)	16 (240-2900)
<b>Motor &amp; Elec.</b>	1/2 hp 115/230v, 1PH	1/2 hp 115/230v, 1PH	1/2 hp 115/230v, 1PH	1/2 hp 115/230v, 1PH
<b>Overall Height</b>	39 3/8	42	62-1/2	64
<b>Table Size</b>	11 7/16 D	11X11	9X9	11X11
<b>Table T-Slots</b>	1/2	1/2	1/2	1/2
<b>Table Tilt</b>	45 DEG	45 DEG	45 DEG	45 DEG
<b>Column Dia.</b>	2 7/8	3 1/8	2 7/8	3 1/8
<b>Base Size</b>	17 5/16X9 7/8	11X18	17-3/4 X 10 1/2	18-1/4X10-5/8
<b>Approx. Weight</b>	89.1 LBS	149.6	121	172

# JET Floor Drill Presses



- Hinged metal belt and pulley cover couples with quick adjustment motor mount to allow rapid changing of spindle speeds
- Rotating 45° tilting crank operated work table with quick release clamp
- On/Off switch located on front of drill press head
- A 1/2" diameter external positive depth stop with three nut locking feature for quick adjustment
- Adjustable tension spindle return spring
- Spindle is supported by high quality ball bearings
- Built-in work lamp on all models, bulb not included
- Drill chuck and key included

Model	JDP-20MF
<b>Price</b>	<b>\$1,125.00</b>
<b>Swing In:</b>	20 1/2"
<b>Drilling Capacity</b>	1"
<b>Chuck Size</b>	3/4"
<b>Spindle Travel:</b>	4 5/8"
<b>Spindle Distance to Base</b>	46 3/4"
<b>Spindle Distance to Table</b>	29 1/8"
<b>Table Size</b>	18 5/8" x 16 1/8"
<b>Spindle Taper</b>	MT-3
<b>Column Diameter</b>	3 3/8"
<b>Number of Spindle Speeds</b>	12
<b>Range of Spindle Speeds</b>	150-4200
<b>Base Size</b>	13 5/8" x 22 3/8"
	1 1/2 HP 1 phase
<b>Motor</b>	115/230V
	prewired 115V
<b>Approx. Shipping Weight</b>	301 lbs.



## Ellis 9400 Infinitely Variable 20" Drill Press

This drill press is the overwhelming choice of most professional racing teams. It provides the speed and control of an expensive milling machine with the ease of use of a low cost drill press.



**Model 9400**  
**\$2995.00**

**Optional Ball Bearing Chuck/Arbor**  
1/8" - 3/4" - \$125.00  
**Optional 4 5/8" Vise - \$175.00**

<b>Model</b>	<b>9400</b>
<b>Spindle Speeds</b>	0-1200 RPM
<b>Drills to center</b>	18 1/8"
<b>Drilling capacity</b>	Steel - 1 1/16" Cast Iron - 1 1/4"
<b>Tapping Capacity</b>	3/4"
<b>Morse Taper</b>	No. 3
<b>Quill Diameter</b>	3"
<b>Column diameter</b>	4"
<b>Spindle Travel</b>	5 3/8"
<b>Spindle to table</b>	27 1/4"
<b>Shipping weight</b>	675 lbs
	Production type T-slotted 15 7/8" x 17 7/8"
<b>Table</b>	2 slots for 1/2" t-bolts Ground working surface Coolant trough T-slotted
<b>Base</b>	16 3/8" x 26 5/8" 2 slots for 1/2" t-bolts Ground working surface 69 1/2"
<b>Size</b>	Width - 20" Depth - 29"

- Vary Your speed from 0 to 1200 RPM
- Adjust speeds while operating in material
- High torque at low RPM speeds
- Instantaneous reversing for tapping
- Tapping head is not needed
- Machine tap goes into ball bearing chuck
- Can tap either left of right handed threads
- Drill head and table rotate 360° around column
- Smooth operating table riser
- Fully enclosed spindle

- Includes Power Downfeed
- Quill lock and depth control
- 2 HP AC Motor
- 110/220V 1 phase

DRILL PRESSES


## Vertical Mills and Accessories

# Enco



**Design and performance features:**

- R8 Spindle Taper
- 1-shot lubrication to table & saddle
- Gravity lubricator for spindle
- 10 speed step pulley drive 100 to 3500 RPM



**Model #100-1525**  
**\$3898.95**

Table size	8" x 36"
Speeds (RPM)	(10) 100-3500
Longitudinal Travel	23.5"
T-Slots-(No.) & Size	(3) 5/8"
Saddle - Cross Travel	9.45"
Knee Travel	13.75"
Spindle/Quill Travel	5.430"
Spindle Taper	R8
Spindle Diameter	3.375"
Spindle to table - Min/Max	0" / 13.75"
Spindle to column Min/Max	5 3/8" - 15 1/8"
Head swivel, w/Locks RH/LH	90°L/90°R
Ram Turret Swivel	360°
Ram Travel	9.84"
Motor and electrics	1 1/2 HP,220V, 3 PH
Machine Dimensions	76" x 48" x 44"
Floor Space Required	94"W x 60"D
Approx Wt.	1,665 lbs

# TURN-PRO

**Powerful 3 HP Motor**

- R8 precision spindle
- Variable speed, 64 to 4200 RPM
- Dynamically balanced head for quiet trouble-free operation
- Precision hardened and ground ways
- Built-in coolant tank in base
- 1-shot lubrication; gravity feed lubricator for spindle



**Model 307-3678**  
**Vertical Milling Machine**  
**Low Price**  
**\$6495.95**

Table Size	9" x 49"
Variable Speed	600-4200
	70-500
Longitudinal Travel	35" w/o Pwr Feed
	31" w/ Pwr Feed
T-Slots	(3) 5/8" x 1-1/4"
Saddle-Cross Travel	12"
Knee Travel	16.5"
Spindle/Quill Travel	5"
Spindle Taper	R8
Spindle Diameter	3.375"
Spindle Feeds in/rev	(3) .0015, .003, .006
Spindle to Table	0-18 15/16"
Spindle to Column	5"-20"
Head Swivel, w/Locks	90°/90°
Head Tilt - Forward & Back	45°/45°
Ram Turret Swivel	360°
Ram Travel	12"
Motor & Elec.	3 HP 220/440 3 ph
Machine Dimensions	85"x59"x55"
Machine Base Dimensions	37 1/2" x 24"
Floor Space Req'd	140"w x 70"d

Made in USA power feed and accessories available. Please call Customer Service for details.

**Production Quality**  
**Top of the Line**

# Enco

## 59 Piece Standard Tooling Package

**Package Model #209-9020**

**Includes:**

- 6 Pc. R8 Collet Set
- 6" Vise with Swivel Base
- 52 Piece Clamping Kit:  
24 Studs, 4 of each 1/2-13, 4", 5", 6", 7", 8" long  
4 Coupling nuts  
6 Forged steel step clamps,  
2 each based on stud sets  
6 T-nuts  
6 Flanged nuts  
6 Steel step blocks, 1" wide



**Model #209-9020**  
**\$264.39**

# Enco Deluxe 52 pc Clamping Kit

For Machines such as Enco, Turn-Pro and Bridgeport

**Includes:**

- 24 Studs, 4 of each 1/2" dia 3", 5", 6", 7", 8" long
- 4 Coupling nuts
- 6 Forged steel step clamps, 2 each based on stud sets
- 6 T-nuts
- 6 Flanged nuts
- 6 Steel step blocks, 1" wide
- Comes in fitted steel rack that hangs on machines, or sits on the table



Model	Table Slot	Stud Size	Price	Weight
400-2376	3/8"	5/16"-18	\$87.95	16 lbs.
400-2438	7/16"	3/8"-16	\$113.95	18 lbs.
400-2501	1/2"	3/8"-16	\$91.95	18 lbs.
400-2562	9/16"	1/2"-13	\$88.95	23 lbs.
505-6544	5/8"	1/2"-13	\$84.95	27 lbs.
400-2688	11/16"	5/8"-11	\$147.95	29 lbs.
400-2751	3/4"	5/8"-11	\$148.95	29 lbs.

MILLS

# Bench Lathes

## JET JET Belt Drive Bench Lathe

### Design and Performance Features:

- Spindle is supported by precision tapered roller bearings
- Hardened and ground bedways
- Power longitudinal feed allows threading
- Standard 1 1/2" x 8 TPI spindle nose allows for many aftermarket accessories
- A reversing switch is included for added versatility
- Backlash adjustments are provided throughout the carriage
- The tailstock can be adjusted for taper cut
- Quick change gear box provides wide range of inch and metric threads

### Standard Equipment

- 7" 4-jaw and 4" 3-jaw chuck with threaded back plate
- Face plate
- 4-way tool post
- Single tool post
- Steady and follow rest
- Metric change gears
- Threading dial
- Toolbox and tool

### Optional Equipment

- Cabinet Stand (321374)
- Live Center (465302)



Shown with optional stand

<b>Model</b> .....	<b>#BD-920N</b>
Swing Over Bed .....	.8 3/4"
Swing Over Cross Slide .....	.5 1/4"
Distance Between Centers .....	.20"
Hole Through Spindle .....	.25/32"
Spindle Mount .....	1 1/2" x 8 TPI
Spindle Taper .....	.MT-3
Number of Spindle Speeds .....	6
Range of Spindle Speeds (RPM) .....	130-2000
Number of Longitudinal Feeds .....	.27
Range of Longitudinal Feeds (in/rev) .....	0.005-0.011
Number of Inch Threads .....	27
Range of Inch Threads .....	.8-56 TPI
Number of Metric Threads .....	11
Range of Metric Threads (mm) .....	.5-3
Max Tool Size (in) .....	1/2" x 1/2"
Compound Slide Travel (in) .....	1 7/8"
Cross Slide Travel (in) .....	.5"
Carriage Travel (in) .....	.16"
Tailstock Spindle Travel (in) .....	1 9/16"
Taper in Tailstock Spindle .....	.MT-2
Steady Rest Capacity .....	1 7/8"
Follow Rest Capacity .....	1 7/8"
Width of Bed (in) .....	4 7/8"
Overall Dimensions With Stand .....	.37 1/2"L x 20"W x 45"H
Main Motor .....	3/4 HP, 1 PH, 115V only
Shipping Weight (approx. lbs.) .....	.304

Lathe Only  
**\$1295.00**

Lathe w/ Cabinet  
**\$1599.00**

# Enco ENCO 12" x 36" Bench Lathe With Back Gear

12 Speeds 50-1200 RPM with Reversing Switch

### Design and Performance Features

- Powerful 1.5 HP Motor 1 Phase, 220 Volt
- 12 Speeds 50 to 1200 RPM
- Hardened and ground bed
- 2 1/4" - 8 threaded spindle
- Easy speed controls
- Reversing switch
- 1 13/32" spindle bore diameter
- Splash lubrication in head stock

### Each Lathe Comes with FREE BONUS PACKAGE

- 6" 3-jaw chuck mounted on your lathe
- 7" 4-jaw chuck
- 1 1/16" capacity 4-way tool post
- 8" Back plate
- 10 " Face plate
- Steady Rest
- 2-MT Dead center
- Chip Pan
- Metric Change Gears
- Follow Rest
- Toolbox



### Specifications

Table work surface area .....	.12" x 36"
Swing over bed .....	.12"
Swing over cross slide .....	.7"
Swing over compound .....	.3"
Distance between centers .....	.37"
Carriage travel .....	.32"
Longitudinal feed range (In/Rev) .....	0.0047"-0.132"
Inch threads (Number) Range (50) .....	4-112 TPI
Metric threads (Number) Range (24) .....	0.5mm - 4.5mm
Cross slide travel .....	.6 5/16"
Cross slide feed range .....	0.0030" - 0.0913"
Compound travel .....	.3 1/2"
Tailstock spindle travel .....	.3 5/8"
Tailstock taper .....	.2-MT
Spindle nose mounting .....	.2 1/4" x 8 TPI
Spindle bore diameter .....	1 13/32"
Spindle taper .....	.5 MT
Spindle taper with sleeve .....	.3 MT
Spindle speeds (Number) Range .....	(12) 50 -1200
Motor & Electrics .....	1-1/2HP, 220V, 1PH
Machine Dimensions .....	.23"H x 32"W x 62"L
Floor space required - Max .....	.36" D - 70" W

**Model #110-2037**  
Bench Lathe Only  
Low Price  
**\$2998.95**  
Net Wt 900 lbs.

**Model #110-2038**  
Bench Lathe (110-2037)  
w/ 2 door Cabinet Stand  
(258-9040)  
Low Price  
**\$3248.95**  
Net Wt 1050 lbs.

**Model #110-2039**  
Bench Lathe (110-2037) w/ 2  
Door Cabinet Stand  
(258-9040) and Digital Read  
Out (258-9040)  
Low Price  
**\$4398.95**  
Net Wt 1090 lbs.

LATHES

# Engine Lathes

## TURN-PRO

### TURN-PRO Heavy Duty 13" x 40" Gap Bed Engine Lathe

Combines High Speed and Precision

#### Design and Performance Features

- Powerful 3 HP motor, 3 PH, 220V
- Headstock with tapered roller bearings
- Meehanite casting
- 1 9/16" spindle bore diameter
- Induction hardened bed
- Splash lubrication in headstock
- Full length splash guard
- Thread chasing dial
- 2 stage leadscrew
- Chip tray
- Tang driven tailstock
- Non-asbestos foot brake
- Coolant system
- Change gears

#### Standard Equipment

- 6" 3-jaw chuck
- 12" faceplate
- Steady rest and follow rest
- 3-MT dead center
- 4 way toolpost
- 1 3/8" capacity
- Chip Pan
- Splash guard
- Metric change gears
- Threading dial
- Coolant system
- Foot brake
- Toolbox with tools



**Model #111-3115**  
 Lathe  
 Low Price  
**\$7197.95**

#### Specifications

Table Work Surface Area	13" x 40"
Swing Over Bed	13"
Swing Over Gap	21"
Length of Gap	9 1/6"
Swing Over Cross Slide	8"
Swing Over Compound	3 1/2"
Distance Between Centers	40"
Carriage Travel	46"
Longitudinal Feed Range (Inch/Rev)	0.002" - 0.04"
Inch Threads (Number) Range	(40) 112-4 TPI
Metric Threads (Number) Range	(22) .25mm - 6mm
Cross Slide Travel	8"
Cross Slide Feed Range	0.002" - 0.04"
Compound Travel	3 3/4"
Tailstock Spindle	4"
Tailstock Taper	3 MT
Spindle Nose Mounting	D1-4
Spindle Bore Dia.	1 9/16"
Spindle Taper	5 MT
Spindle Speeds (Number) Range	(8), 65-2000
Motor and Electrics	3 HP, 220V, 3ph
Machine Dimensions	72"L x 32"W x 48"H
Floor Space Required	80"L x 36"W x 52"H

# Enco

## ENCO 13" x 40" & 14" x 40" Geared Head Gap Bed Engines Lathes

#### Design and Performance Features

- 16 speeds 45-1800 RPM
- Quick speed changes
- Hardened and ground bedways
- Footbrake
- Spindle with tapered roller bearing
- Totally enclosed gearbox
- Powerful 3 HP Motor, 220V, 3 PH
- Splash lubrication in headstock
- Jog button for easy gear engagement and spindle inching
- Full length splash guard
- Coolant system

#### Standard Equipment

##### 13" x 40"

- 6" 3-Jaw Chuck
- 8" 4-Jaw Chuck
- 12" Faceplate
- 5 1/8" Backplate
- Steady rest
- Follow rest
- 3-MT Dead Center
- 3-MT Live Center
- 4 way Tool Post 1 1/8" Cap
- Chip Pan
- Splash Guard
- Metric Change Gears
- Threading Dial
- Coolant System
- Foot Brake
- Toolbox with tools

##### 14" x 40"

- 8" 3-Jaw Chuck
- 10" 4-Jaw Chuck
- 12 3/4" Faceplate
- 6 1/4" Backplate
- Steady rest
- Follow rest
- 3-MT Dead Center
- 3-MT Live Center
- 4 way Tool Post 1 1/4" Cap
- Chip Pan
- Splash Guard
- Metric Change Gears
- Threading Dial
- Coolant System
- Foot Brake
- Toolbox with tools



**Lower Prices  
 While they last**

#### Specifications

Table Work Surface Area	13" x 40"	14" x 40"
-Swing Over Bed	13"	14"
-Swing Over Gap	19"	19.92"
-Swing Over Cross Slide	7 5/8"	6.66"
-Distance Between Centers	40"	40"
Tailstock Taper	3 MT	3 MT
Spindle Bore Dia.	1 1/2"	1 1/2"
Spindle Taper	5 MT	5 MT

**13" Model  
 #308-0233**  
 Lathe  
~~\$5269.75~~  
**NOW \$4997.95**  
 Wt. 1808 lbs.

**13" Package Model  
 #308-0234**  
 Lathe with 2-Axis DRO  
 (240-7746) INSTALLED  
 FREE  
~~\$6468.75~~  
**NOW \$6197.95**  
 Wt 1840 lbs.

**14" Model  
 #308-0232**  
 Lathe  
~~\$5497.95~~  
**NOW \$4998.95**  
 Wt 1940 lbs.

**14" Package Model  
 #308-0235**  
 Lathe with 2-Axis DRO  
 (#240-7746)  
 INSTALLED FREE  
~~\$6947.95~~  
**NOW \$6298.95**  
 Wt 1970 lbs.

LATHES

## IRVAN-SMITH, INC.

1027 Central Drive  
 Concord, North Carolina 28027  
 Phone 704-788-2554 800-221-7223  
 FAX 704-784-4120  
 E-Mail: [info@irvansmith.com](mailto:info@irvansmith.com)  
 Website: <http://www.IrvanSmith.com>

Since 1982, Irvan-Smith, Inc. has provided customers with excellent service and low prices on quality tools and equipment. The Irvan-Smith, Inc. family includes: Vic & Jo Irvan; Kevin & Tracy Smith; Brian Currin, fabricating & welding specialist (14 years); Darryl Church, shipping & receiving specialist (9 years); and Chad Dotseth, fabricating specialist (7 years). We all do our best each day to provide our customers with excellent service and low prices on quality tools and equipment. We want to thank you for your loyalty and your friendship. We are proud to say that we have been blessed with the best customers in the world! Thank you for 28 successful years.



**The Irvan-Smith, Inc. pit cart can handle your racing parts AND teenagers! (Scott and Lauren Smith)**



### About Us

Vic Irvan began his love for racing in 1952 in Salinas, California. He raced the dirt tracks all over California, won many championships and even won a Winston West Race in Santa Rosa in the 70's. Jo Irvan, Vic's wife, raced in many Powder Puff races and actually won a trophy before Vic ever did. Between the two of them and their son, Ernie, they have won enough trophies to fill a room or two.

Racing is a family sport and Kevin Smith, Vic's son-in-law and partner, spent his spare time at race tracks helping friends and family. After 4 years in the Air Force, Kevin worked as a millwright and also raced and won a few trophies himself.

Combined, Vic Irvan and Kevin Smith have over 80 years of experience with race cars and fabricating. Irvan-Smith, Inc. has the knowledge and experience to help you with your racing or fabricating needs.

## Effective November 2009-November 2010

**- Prices in this catalog are subject to change without notice -**

**ORDER BY PHONE: 1-800-221-7223** - Hours 8:00 a.m. to 5:00 p.m. Monday thru Friday. You are assured of receiving prompt, courteous service from our sales staff. Visit <http://www.IrvanSmith.com> and order 24 hours a day!

**NO MINIMUM ORDER REQUIRED!**

**SHIPPING:** Most items can be shipped UPS. All items shipped by truck must be prepaid and will be shipped FOB point of origin.

**COD ORDERS:** (Certified Check or Money Order). There is a COD fee charged by UPS plus Freight charges.

**PREPAID ORDERS:** You may use either Visa, Mastercard or American Express. Personal or Company checks may be held for 7 days, therefore a slight delay in shipping may result.

**WAIVER AND WARRANTY:** Irvan-Smith, Inc. will repair or replace any product manufactured by Irvan-Smith, Inc. found upon our inspection to be defective in workmanship or material within 90 days from the date of purchase. Irvan-Smith, Inc. will not be liable for any loss, damage, or injury arising from the use of any product we sell. **RACING IS A DANGEROUS ACTIVITY!** The user shall determine the suitability and safety of the product for its intended use, and the user assumes all responsibility and risk in connection therein.

**RETURNS:** No returns accepted without prior approval and RA number. Item must be in new/unused condition. A restocking fee will be charged. No returns accepted on special order items.

**REFUNDS:** Absolutely no refunds after 30 days.

**FREIGHT CLAIMS:** Any claims for damage or loss must be filed with carrier by purchaser.

### Irvan-Smith Apparel



T-Shirts **\$10.00 ea.**



Ball Cap **\$10.00 ea.**

### Cordless Power Shear



**KETT KIT NO. 300  
 CORDLESS 18 GA.  
 POWER SHEAR KIT**

#KB-301-K2  
 List \$495.00

**Sale Price  
 \$300.00**

**While they last!**

**Order Online 24/7**

email: [info@irvansmith.com](mailto:info@irvansmith.com)

# INDEX

## A

Abrasives	47
Air Compressors	36
Air Riveter	3
Aluminum Wheels	27
Aluminum Snips	10
AN Wrench	20
Angle Finder	18
Apparel	54
Aurora Rod Ends	21

## B

Back-up washers	3
Band Saws	43-47
Bead Rollers	6-7
Bead Mandrels	7
Bell Housing Indicator	18
Belts, Abrasive	47
Bench English Wheel	12
Benders	22-24
Beverly Shears	9
Blades, Band Saw	44,47
<b>BLAST-IT-ALL</b>	25
Books	19
<b>Boyd-Built</b>	37
Braided Hose Cutter	20
Brake Fluid	19
Brake Kit, Pit Wagon	28
Brakes	37-39
<b>Brunnhoezl Race Jack</b>	30
Bump Steer Gauge	30
<b>Burr-King</b>	48

## C

Cam Tools	17
Canopies	31
Car Cover	35
Carts	29
Caster/Camber Gauge	35
Cleaner-Degreaser	19
Clamping Kit	51
<b>Cleco Pliers</b>	4
<b>Clecos</b>	4
Clothing	54
Cold Saw	43
Collet Set	51
COMPUTERSCALES	34
<b>Conquest</b>	49
CoolDraft	31
Corner Notcher	11
Countersink Set	17
Countersink Tool	17
Crimper	8
Cutter Dies	24

## D

Deburring Tool	17
Dial Caliper	18
Dial Indicators	18
Discs, Abrasive	47
Dollies	13
Drill Bits	3
Drill Fixture	17
Drill Presses	46,50
Dump Can Stands	30
Durometer	35
DVD, Instructional	13

## E

<b>Eckold Shrinker &amp; Stretcher</b>	8
<b>Ercolina Super Bender</b>	23
Edger, "E-Z"	7
<b>Ellis</b>	44-45,48,50
<b>Enco</b>	9,37,42,43,47,50-53
Engine Lift	30
English Wheel	12
English Wheel, DVD	13

## F

Fabricating Books	19
Fasteners	2-5
Forming Tools	12-13
<b>Fournier</b>	12-13
Front Wheel Kit	29
Fuel Transfer Pump	30

## G

Gas Cart	29
Gas Restraint	29
Glass Bead Cabinet	25
Glass Beads	25
Gloves	25
<b>Greenlee</b>	14
Grinders	46,48-49
<b>Grob</b>	47
Grommet Crimp Tool	17
Gussets	24

## H

Hand Notcher	11
Hand Seamer	8
Hand Shrinker	8
Handheld English Wheel	12
Handle Grips	26
Hardness Tester	18
Hats	54
Heaters	19
Height Gauges	30
Hem Roll	7
Hinge	26
Hole Flare	14
Hole Punches	14-16
Hood Pin Hardware	19

## I

Impact Gun	35
Indicators	18
<b>Ingersoll-Rand Air Compressors</b>	36
Iron Worker	16

## J

Jack	30
Jack Bolt Tap & Die	21
Jam Nuts	21
<b>Jet</b>	42, 48, 50, 52
<b>Joel Racing Products</b>	36

## K

<b>Kett Power Shears</b>	10, 54
Klein Unibits	14
Klenk Snips	10
<b>KMT</b>	43
Knock-Out Punches	14

## L

Latches	26
Lathe	52-53
Level	18
<b>Lista Cabinets</b>	33
Load Track	32
<b>Longacre</b>	34-35

## M

<b>M&amp;R</b>	32
Magnabend	39
Magnetic Heater	19
Mandrel Rack	6
Mandrels - Bead Roller	7
Mandrels - Tubing Bender	22-23
McReynolds, Larry, Book	19
Metal Shaping Tools	12-13
Milling Machines	51
Mount, Canister	36

## N

<b>National</b>	38, 40, 42
<b>National Detroit</b>	49
Nibbler Tools	10
<b>Norstar Canopies</b>	31
Notchers	11,23-24
Nutsert Kit	3

## P

Panel Beater Bags	13
Panel Fasteners	5
<b>Phase II</b>	18
Piano Hinge	26
PipeMaster	24
Pit Wagons & Carts	26-29
Planishing Hammer	12
Plastic Mallet	13
Plate Brake	37
Plate Shear	9
Pliers, Safety Wire	17
Pop-Up Tents	31
Post Dollies	13
<b>ProLine</b>	12
Punch & Flange Tool	10
Punch & Flare	14
Punches	14-17

## Q

Quickshaper	12
-------------	----

## R

Race Jacks	30
Racer's Tape	20
Radius Brake	37
<b>RATCO Planishing Hammer</b>	12
Ride Height Gauge	30
Rivet Drill Bits	3
Rivet Guns	3
Rivet Nutter	3
Rivets	2-3
Rod Ends	21
<b>Roll-In Saw</b>	46
<b>Roper Whitney</b>	11, 15, 39, 41-42
<b>Rotex Punch</b>	16

## S

Safety Wire	17
Safety Wire Pliers	17
Sand Blaster	25
Sander/Grinders	46, 48-49
Sanding Discs	47
Saw Blades	43-44, 47
Saws, Band Saws	43-47
Saws, Cold	43, 47
Scales	34
<b>SD-20</b>	19
Shears	9-10, 40-41, 54
Shoe Sets, Tubing Bender	22-23
Shrinker/Stretcher	8
Shrinker/Stretcher Jaws	8
Shock Wrench	36
Shock Workstation	36
Side Grip Fasteners	4
Slip Roller	42
SmartLevel	18
Snips	10
Socket & Plunger	26
Sockets, Rear End	36
Sockets, Ball Joint	36
Speedway Directory	19
Spindle Kit	26
Spring Plate	5
Springs	5
Steering Shaft Rod End	21
Step Drill Bits	14

## T

T-Dollies	13
Tape	20
Taps, Rod Ends	21
Tents	31
Thickness Gauge	18
Threaded Inserts	20
Tie Down Straps	32
Tin Snips	10
Tire Bead Breakers	27
Tire Carts & Racks	29
Tire Gauge	35
Tire Pyrometer	35
Tires	27
Toolboxes	28,33
<b>Trace-A-Punch</b>	11
Trailer Accessories	32
Transfer Punches	17
Trigger Latches	26
T-Shirts	54
<b>TubeShark</b>	23
Tubing Bender	22-24
Tubing Bender Shoe Sets	22-23
Tubing Notcher	24
Tubing Notcher Cutter Dies	24

## U

Ultrasonic Testers	18
Unibits	14
<b>Uni-Hydro</b>	16
<b>UniJig</b>	20

## V

Vise	51
------	----

## W

Wagons, Pit & Toolbox	28
Wheel Covers	27
Wheels	27
<b>Wilton</b>	46
Wireless Scales	34
Wing Nut Fasteners	4
Wood Slappers	13
Wrenches	20

## X

<b>X-Flex</b>	20
XX Punch	15

*If you can't  
find what  
you're looking  
for, give us a  
call and we  
will try to get  
it and save  
you a little  
money*

Catalog and Web Site Design By  
FourMat Technologies, Inc  
<http://www.fourmattech.com>



704-788-2554

800-221-RACE (7223)



FAX 704-784-4120

email: info@irvansmith.com

Website: <http://www.IrvanSmith.com>